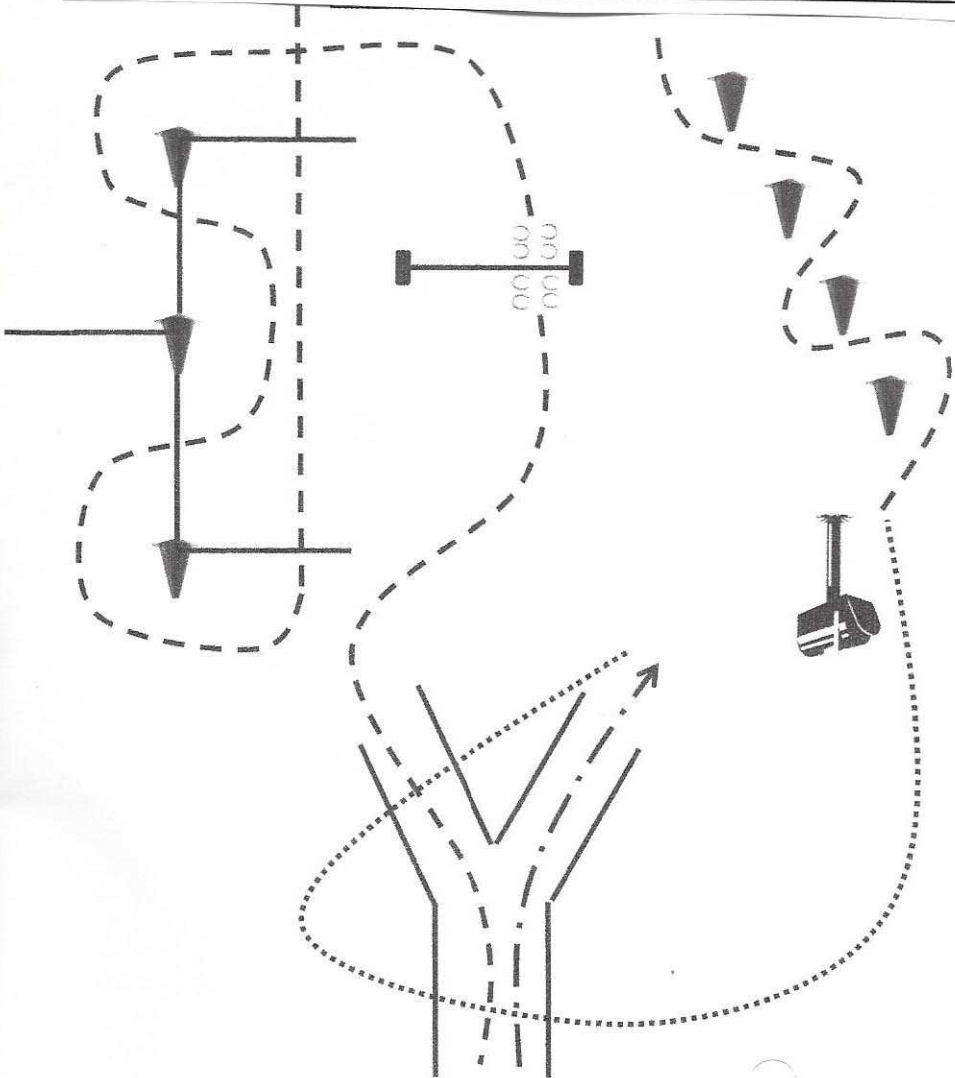


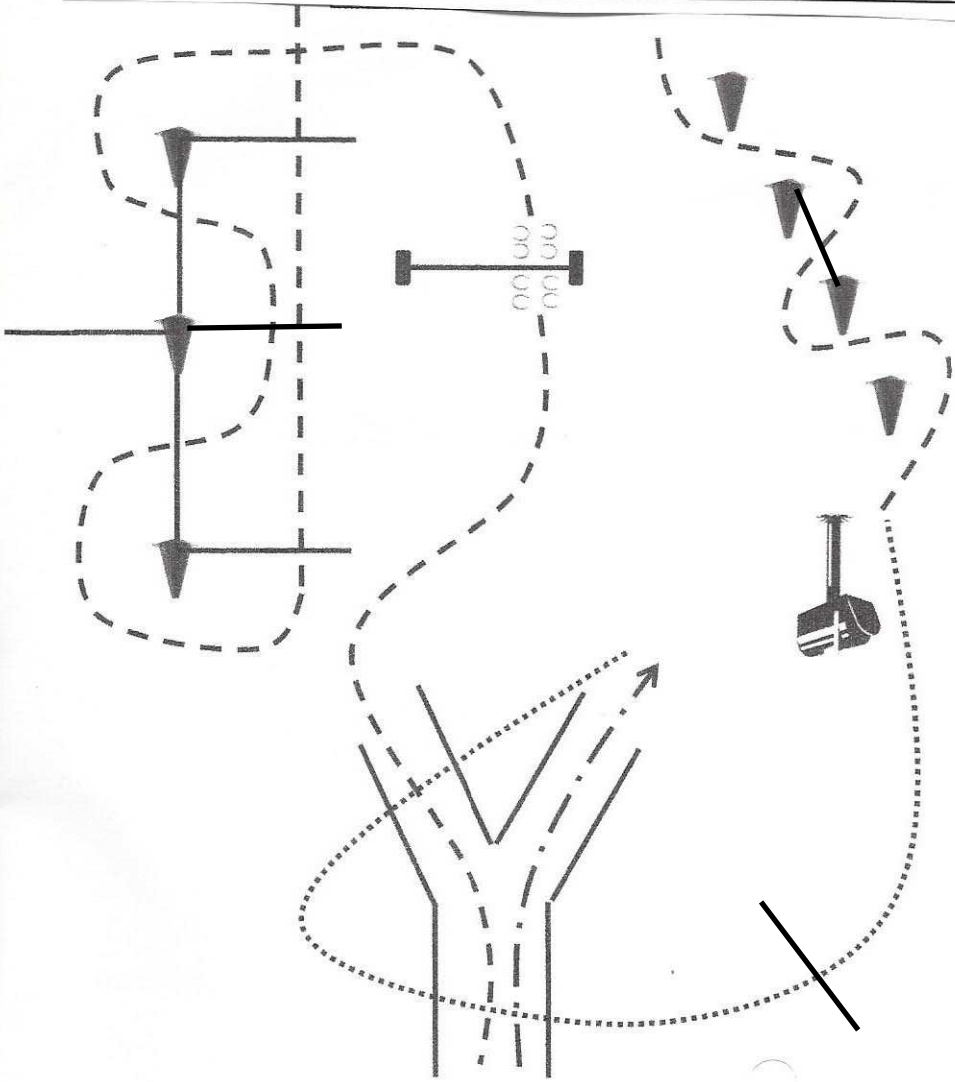
CLASSES--121,122,123,124,125 ---In-Hand Trail



~~Trail Class 65, 66, 67, GRN~~

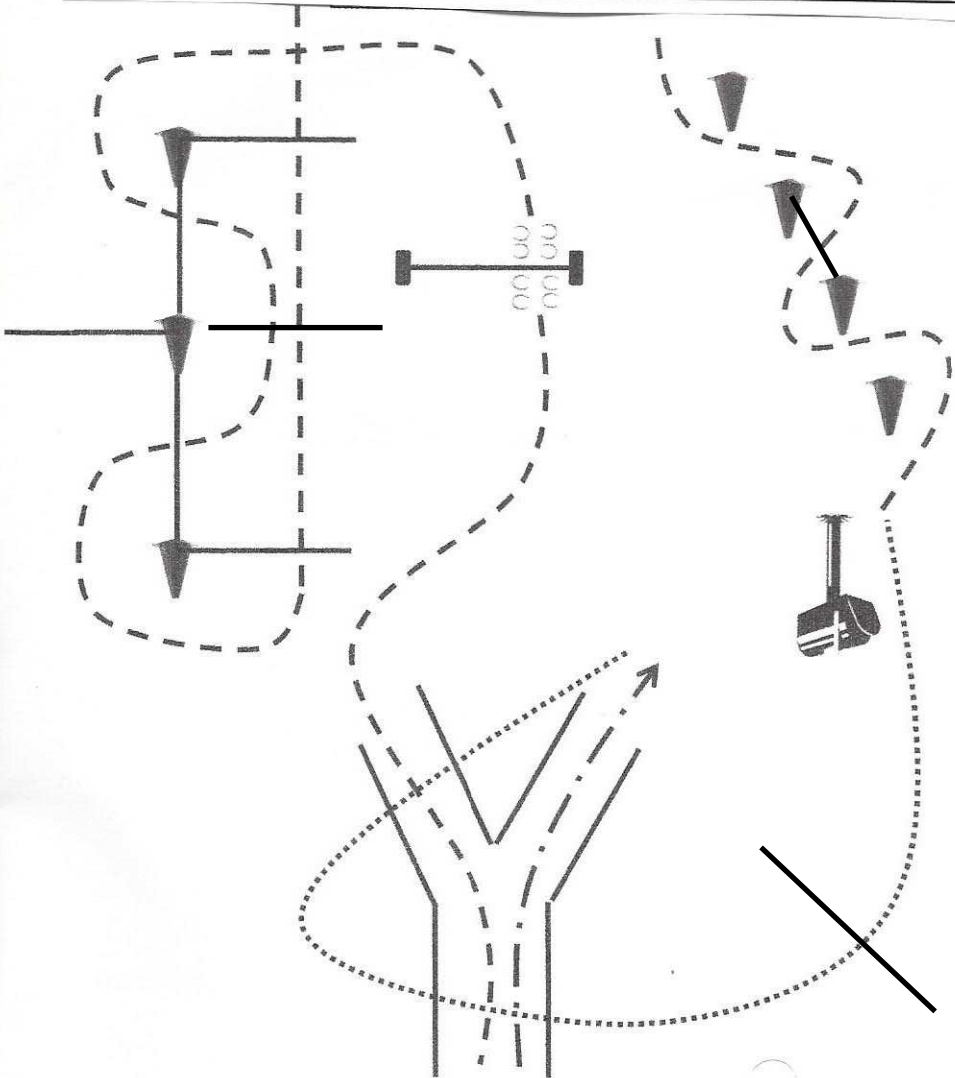
1. Trot/jog over poles
2. Continue to trot/jog around and weave poles
3. Trot/jog to the gate
4. Work gate to the right (leadline to walk through) walk half way to Y
5. Trot/jog into the Y chute
6. Back out the opposite side of the Y
7. Walk over poles to mailbox
8. Remove mail, show judge, replace (leadline to stop only)
9. Trot/jog thru flower boxes
10. Exit ring at trot/jog

Classes-127, 128, 129, 130
 W/T Trail 11 & Under will walk through Gate



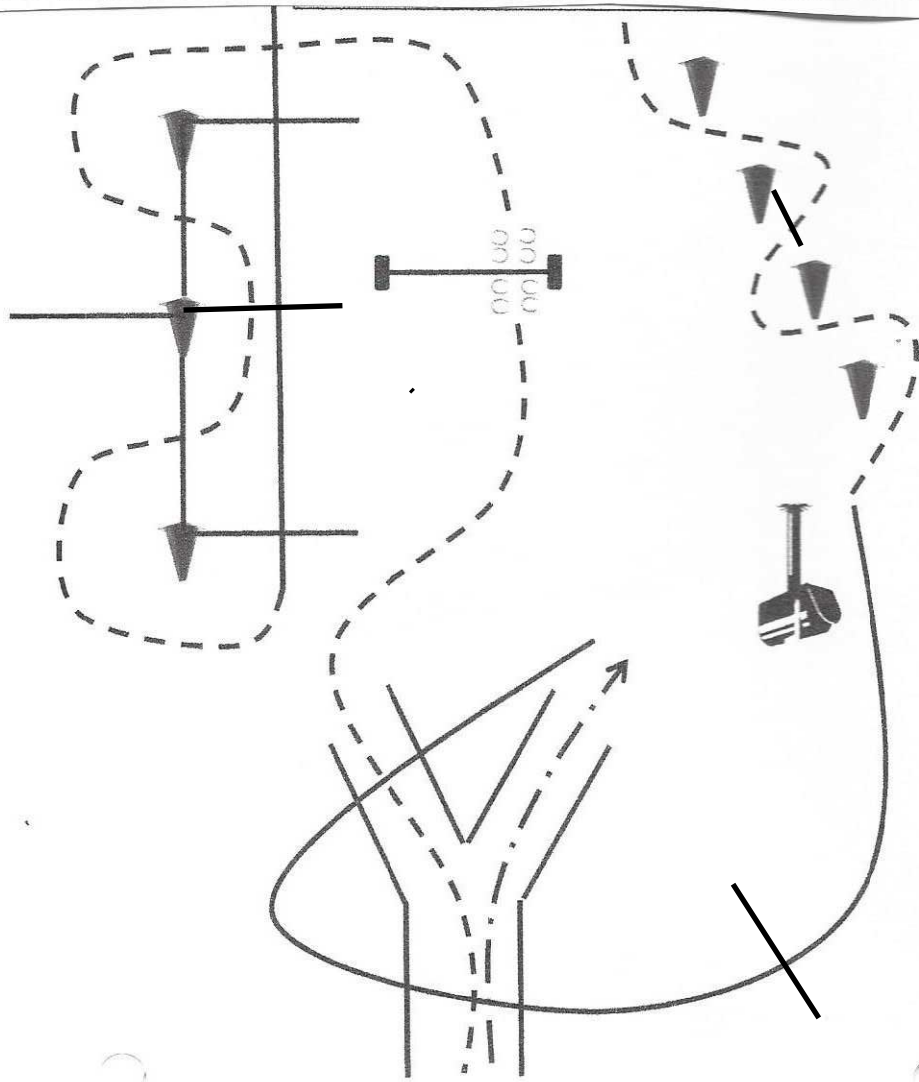
- ~~Trail Class 65, 66, 67, GRN~~
1. Trot/jog over poles
 2. Continue to trot/jog around and weave poles
 3. Trot/jog to the gate
 4. Work gate to the right (leadline to walk through)
 5. ~~Trot/jog into the Y chute~~ — extended jog into Y Chute
 6. Back out the opposite side of the Y
 7. Walk over poles to mailbox
 8. Remove mail, show judge, replace (leadline to stop only)
 9. Trot/jog thru flower boxes
 10. Exit ring at trot/jog

GAITED HORSE 2-GAIT, OPEN TRAIL



- ~~Trail class 65, 66, 67, GRN~~
1. Trot/jog over poles 1st Gait over poles
 2. Continue to trot/jog around and weave poles 1st Gait
 3. Trot/jog to the gate 1st Gait
 4. Work gate to the right (leadline to walk through) 1st Gait
 5. Trot/jog into the Y chute 2nd Gait
 6. Back out the opposite side of the Y
 7. Walk over poles to mailbox 1st Gait
 8. Remove mail, show judge, replace (leadline to stop only)
 9. Trot/jog thru flower boxes 1st Gait
 10. Exit ring at trot/jog 2nd gait to exit

Classes-131,132,133,134,135
 Trail-13 & under, 14-18, 19-49, 50 & Over



~~Trail Class 68, 69, 70~~

1. Canter/lope over poles
2. Trot/jog around and weave poles
3. Trot/jog to gate
4. Work gate to the right -walk half-way to Y Chute
5. Trot/jog into the Y chute
6. Back out the opposite side of the Y
7. Canter/lope over poles to mailbox
8. Remove mail, show judge, replace Trot/jog thru flower boxes
9. Exit ring at trot/jog