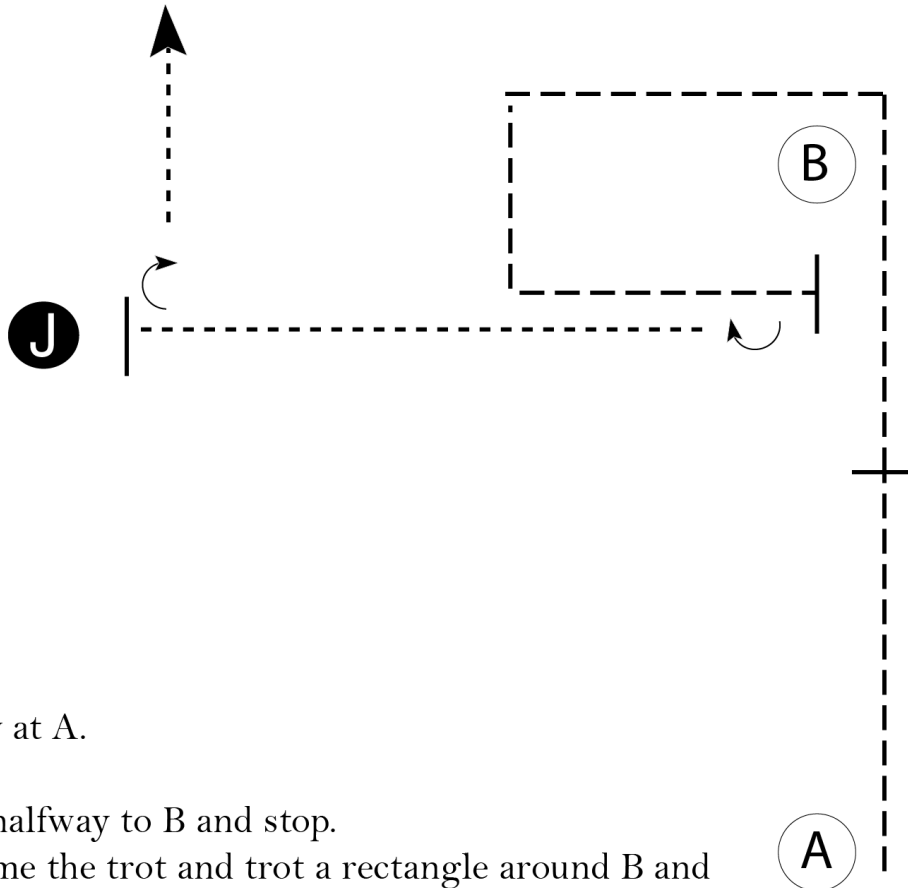


# Poor Boy Enterprises

## Showmanship (All Age Groups, Miniature,)

Show Date: 06-15-2019



Be ready at A.

1. Trot halfway to B and stop.
2. Resume the trot and trot a rectangle around B and stop even with B.
3. Perform a 180 degree turn.
4. Walk to Judge.
5. Stop and set up for inspection.
6. When dismissed, perform a 90 degree turn and walk to exit.

Pattern is over once you have walked more than one horse length away from Judge.

Walk	-----
Trot	- - - - -
Back	← ⊞ ⊞ ⊞ ⊞
Marker	⊙ B
Judge	● J

[S/1-95]

Pattern Provided by:

*The Judge*

w w w . H o r s e S h o w P a t t e r n s . c o m

w w w . H o r s e S h o w P a t t e r n s . c o m

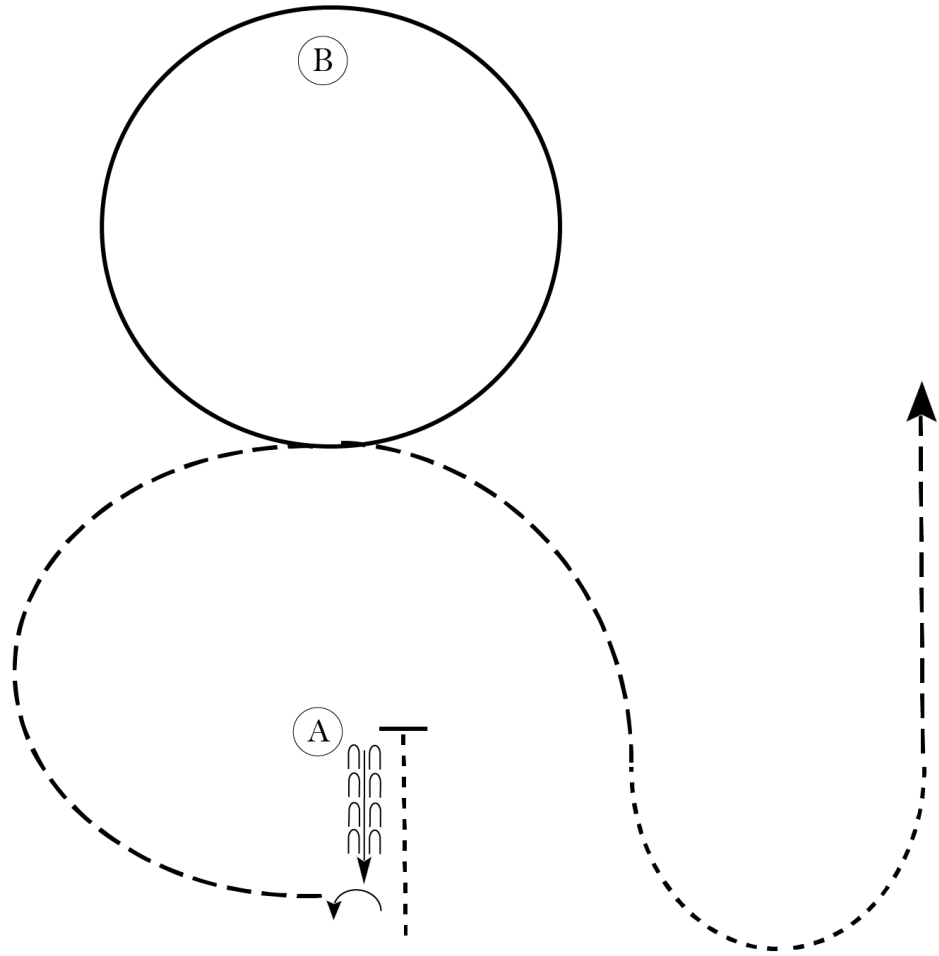
# Poor Boy Enterprises

English Equitation (13 & under, 14 to 18, 19 to 49, 50 & Over)

Show Date: 06-15-2019

w w w . H o r s e S h o w P a t t e r n s . c o m

w w w . H o r s e S h o w P a t t e r n s . c o m



Be ready before A.

1. Walk to A. Back approximately one horse length the perform a 1/4 turn on the forehand left.
2. Posting trot on the left diagonal to center
3. Canter a circle around B on the left lead.
4. Break to a sitting trot in center and trot until even with A.
5. Walk a half circle.
6. Posting trot on the right diagonal to exit.

Follow the instructions of your ring steward.

Walk	-----
Trot	- - - - -
Extended Trot	-----
Canter	-----
Leg Yield	
Lead Change	↘ ↙
Back	← ← ← ← ←
Marker	⊙
Sidepass	← - - - - ←
Hand Gallop	-----

[HSE/1-72]

Pattern Provided by:

*The Judge*

# Poor Boy Enterprises

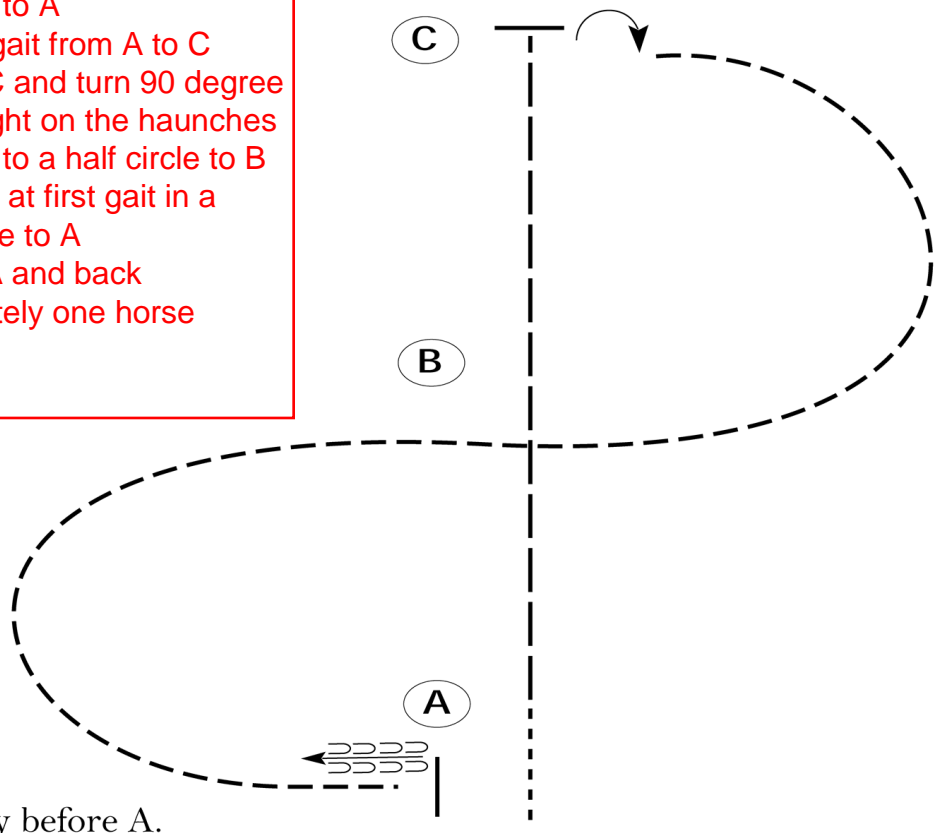
## Western Horsemanship (11 & Under & W/T LTD & Gaited)

Show Date: 06-15-2019

www.HorseShowPatterns.com

www.HorseShowPatterns.com

- Gaited-  
Be ready at A
1. First gait to A
  2. Second gait from A to C
  3. Stop at C and turn 90 degree to the right on the haunches
  4. First gait to a half circle to B
  5. Continue at first gait in a half circle to A
  6. Stop at A and back approximately one horse length



Be ready before A.

1. Walk to A.
2. Perform an extended jog from A to C.
3. Stop at C and turn 90 degrees to the right.
4. Jog half a circle to B.
5. Continue at a jog in a half circle to A.
6. Stop at A and back approximately one horse length.

Follow the instructions of your ring steward.

Walk	-----
Jog	- - - - -
Extended Jog	— — — —
Lope	—————
Leg Yield	
Lead Change	— / —
Back	← — — — —
Marker	⊙ B
Sidepass	← — — — — →

[WH/WT-30]

Pattern Provided by:  
*The Judge*

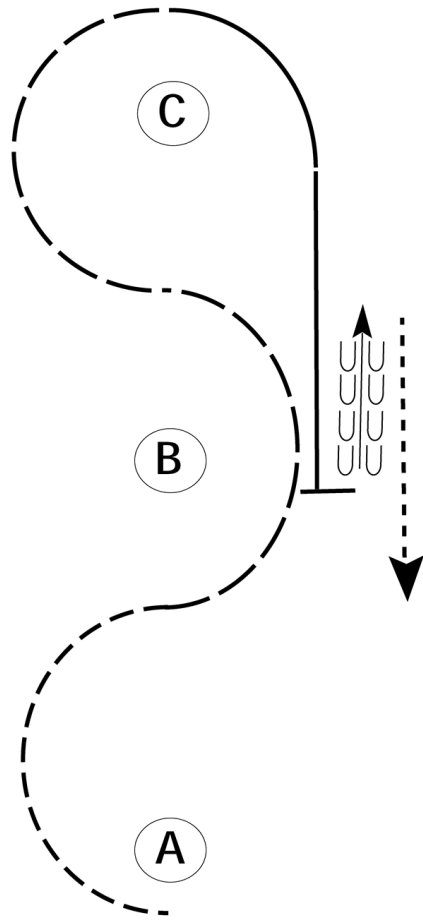
# Poor Boy Enterprises

Western Horsemanship (13 & under, 14 to 18, 19 to 49, 50 & Over)

Show Date: 06-15-2019

w w w . H o r s e S h o w P a t t e r n s . c o m

w w w . H o r s e S h o w P a t t e r n s . c o m



Be ready at A.

1. Jog in a half circle until between A and B.
2. Extend the jog around B and C as shown.
3. Lope on the right lead until even with B.
4. Stop and back approximately one horse length.
5. Walk straight away.

Follow the instructions of your ring steward.

Walk	-----
Jog	- - - - -
Extended Jog	— — — —
Lope	
Lead Change	
Back	
Marker	(B)

[WH/1-85]

Pattern Provided by:  
*The Judge*


# Poor Boy Enterprises

## English Equitation Gaited

Show Date: 06-15-2019

www.HorseShowPatterns.com

www.HorseShowPatterns.com



Be ready before A.

1. First Gait to A
2. Second Gait halfway to B
3. Second Gait in  $\frac{3}{4}$  of a circle until even with A
4. First Gait in  $\frac{1}{4}$  of a circle and then proceed in a straight line until even with B
5. When even with B Second Gait on in  $\frac{1}{2}$  a circle to the left and in a straight line until even with A
6. Halt when even with A and back approximately one Horse length
7. First gait to exit

Follow the instructions of your ring steward.

Walk	-----
Trot	- - - - -
Extended Trot	- - - - -
Canter	—————
Leg Yield	
Lead Change	↘
Back	← 3333
Marker	ⓑ
Sidepass	← - - - ←
Hand Gallop	—————

Pattern Provided by:

*The Judge*

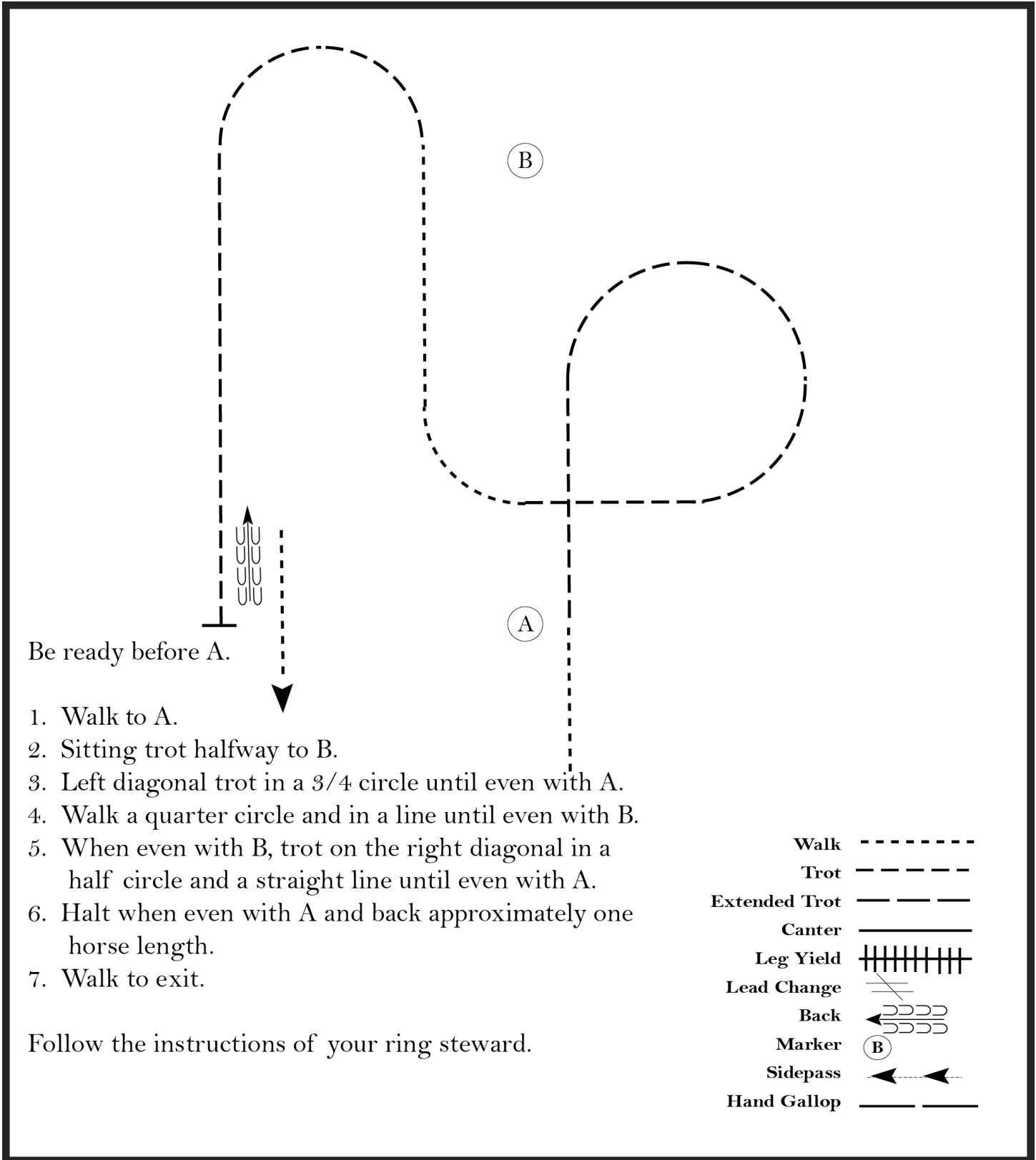
# Poor Boy Enterprises

## English Equitation (11 & Under & W/T LTD)

Show Date: 06-15-2019

w w w . H o r s e S h o w P a t t e r n s . c o m

w w w . H o r s e S h o w P a t t e r n s . c o m



Be ready before A.

1. Walk to A.
2. Sitting trot halfway to B.
3. Left diagonal trot in a  $3/4$  circle until even with A.
4. Walk a quarter circle and in a line until even with B.
5. When even with B, trot on the right diagonal in a half circle and a straight line until even with A.
6. Halt when even with A and back approximately one horse length.
7. Walk to exit.

Follow the instructions of your ring steward.

Walk	.....
Trot	-----
Extended Trot	-----
Canter	—————
Leg Yield	
Lead Change	———/
Back	←←←←←
Marker	(B)
Sidepass	←-----←
Hand Gallop	—————

Pattern Provided by:  
*The Judge*