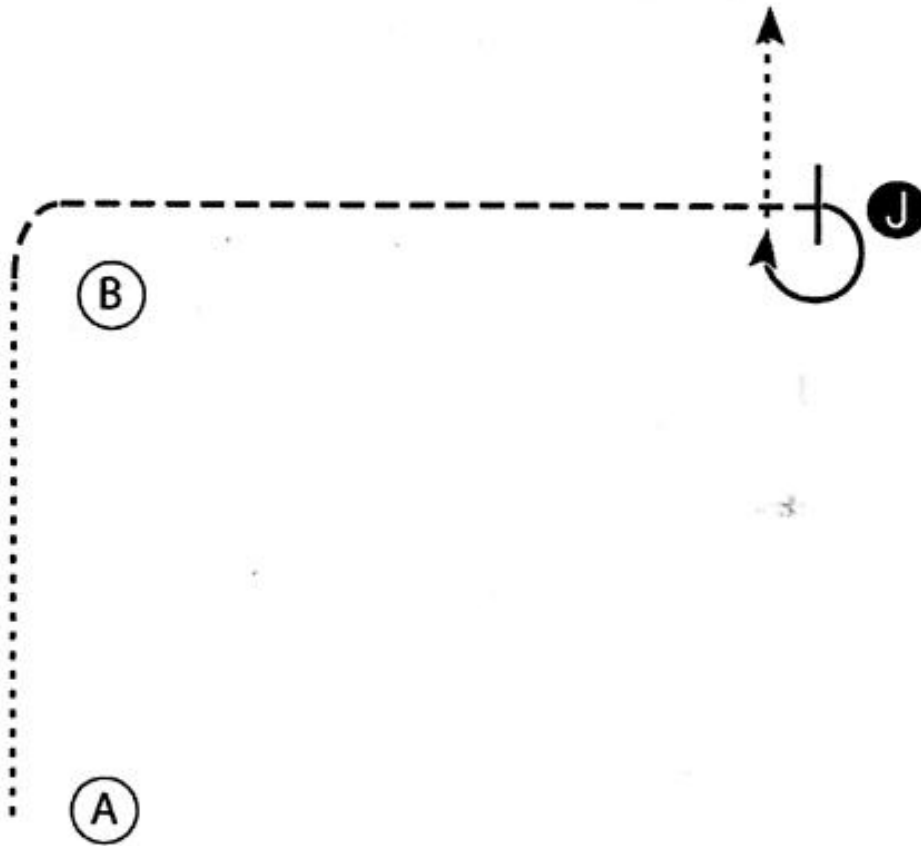


SDYHC OPEN HORSE SHOW

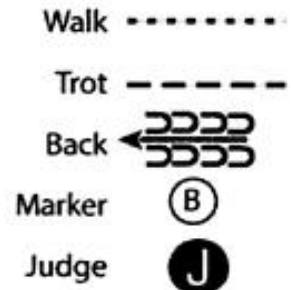
SHOWMANSHIP

Mini/Pony, 11 & Under, 13 & Under, LTD Rider, 4-H Member 8-13

(Classes: 16, 17, 18, 22, 23)



1. Walk from A to B.
2. Trot from B to the Judge.
3. Stop and set up for inspection.
4. When dismissed perform a 270 degree turn and walk straight away from the Judge.



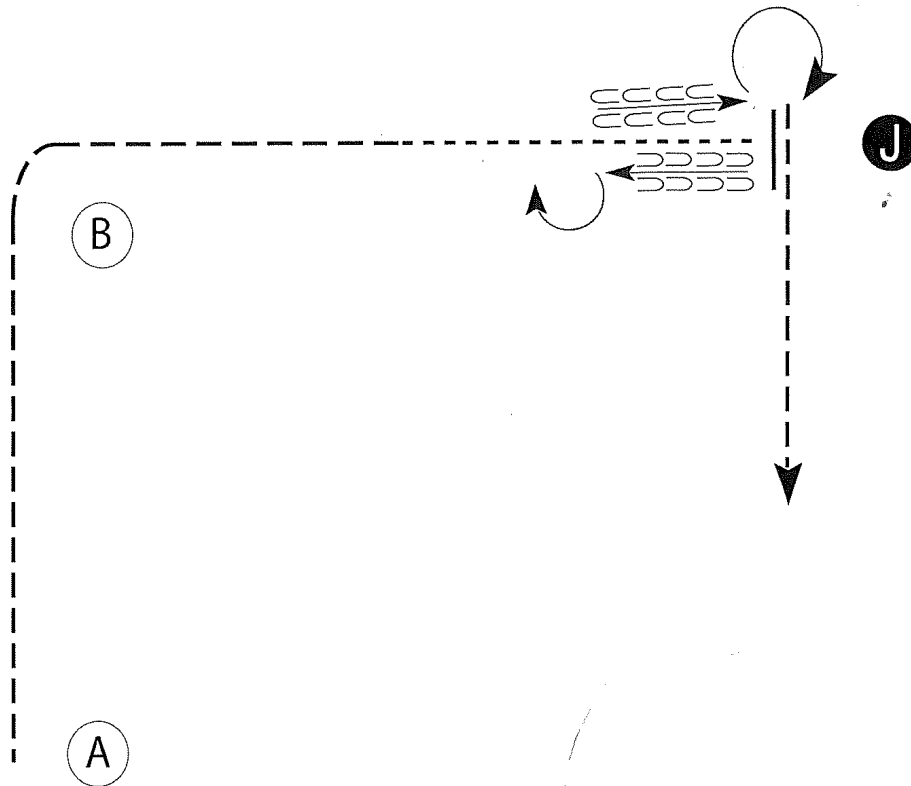
Pattern Provided by:
Judge

SDYHC OPEN HORSE SHOW

SHOWMANSHIP

14 to 18, 19 to 49, 50 & Over, 4-H Member 14 to 18

(Classes: 19, 20, 21, 24)



Be ready at A.

1. Trot from A around B and half way to the Judge.
2. Break to the walk. Walk to the Judge.
3. Stop and back approximately one horse length.
4. Perform a 180 degree turn and back to the judge.
5. Set up for inspection.
6. When dismissed, perform a 270 degree turn and trot straight away from the Judge.

Walk	-----
Trot	- - - - -
Back	←
Marker	ⓑ
Judge	ⓙ

Follow the instructions of your ring steward.

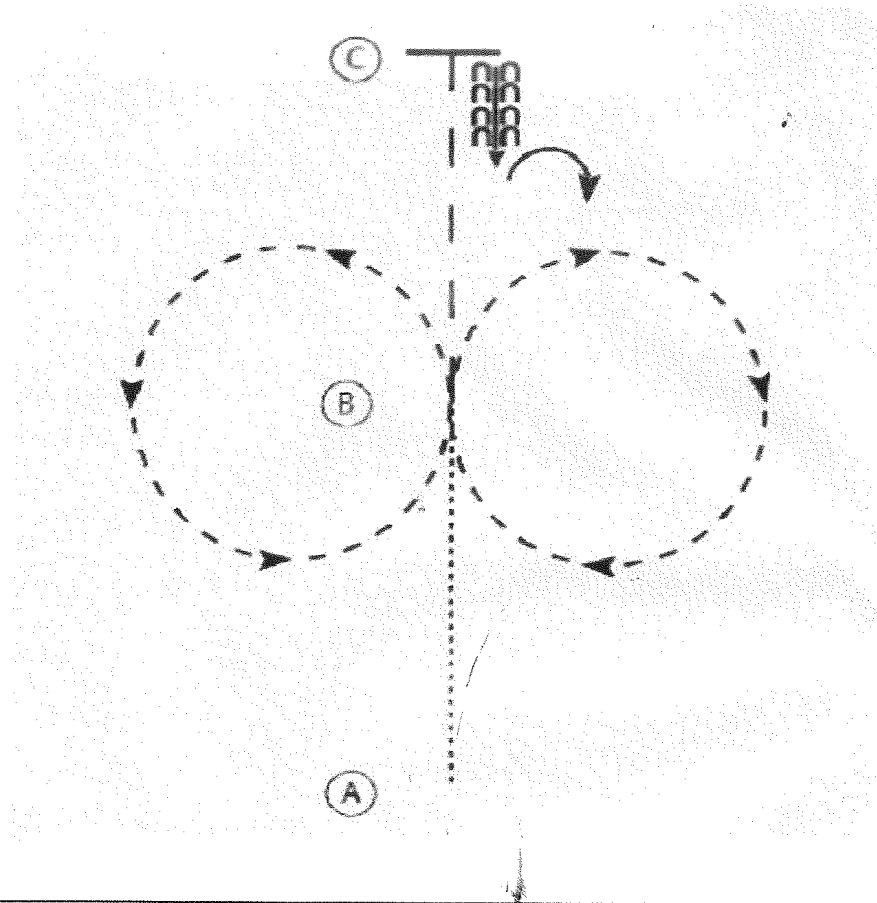
**Pattern Provided by:
Judge**

SDYHC OPEN HORSE SHOW

ENGLISH EQUITATION

Gaited, 11 & Under, LTD Rider, 4-H Member 8-13

(Classes: 57, 66, 67, 72)



Be ready at A.

1. Walk A to B.
2. Sitting trot circle to the right.
3. Posting trot circle to the left.
4. At B extend the trot to C.
5. Stop at C & back one ~~2~~ length.
6. Perform a 90° turn to the right.

Gaited:

1. First Gait A to B
2. Second Gait circle right
3. Second Gait circle left
4. Second Gait to C
5. Stop at C and back one horse length
6. Perform 90* to the right and exit at first gait

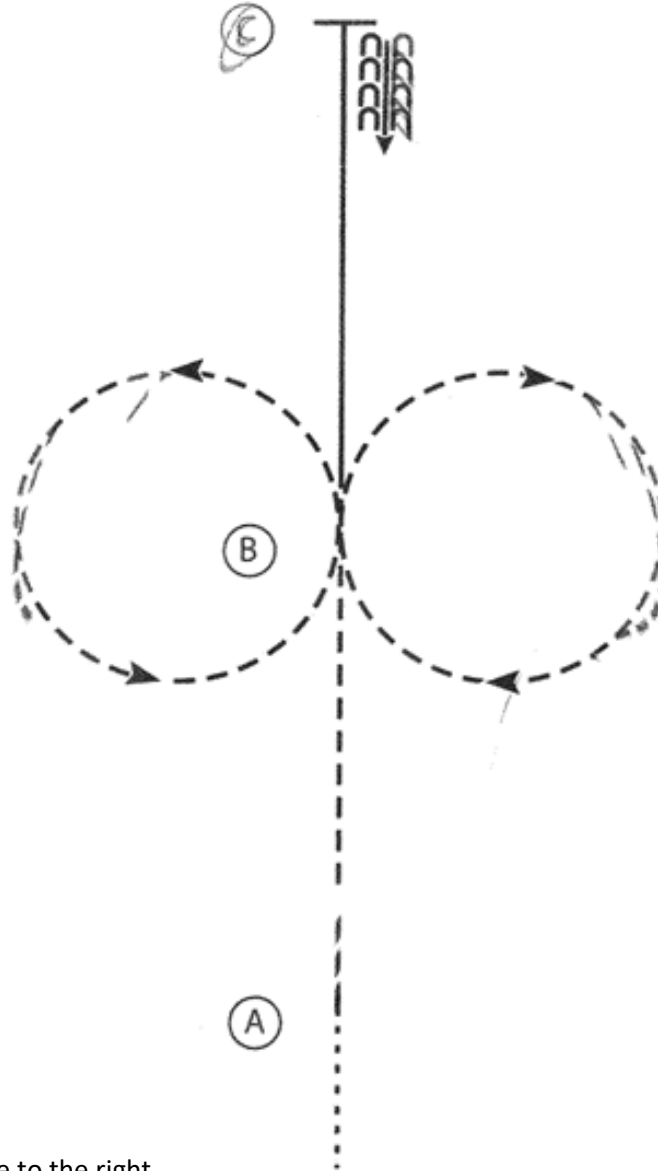
**Pattern Provided by:
Judge**

SDYHC OPEN HORSE SHOW

ENGLISH EQUITATION

19 to 49, 50 & Over, 13 & Under, 14 to 18, 4-H Member 14 to 18

(Classes: 68, 69, 70, 71, 73)



Start before A

1. Walk to A
2. Sitting Trot A to B
3. At B posting trot circle to the right
4. At B posting trot circle to the left
5. At B canter on the left lead to C
6. At C stop and back 4 steps

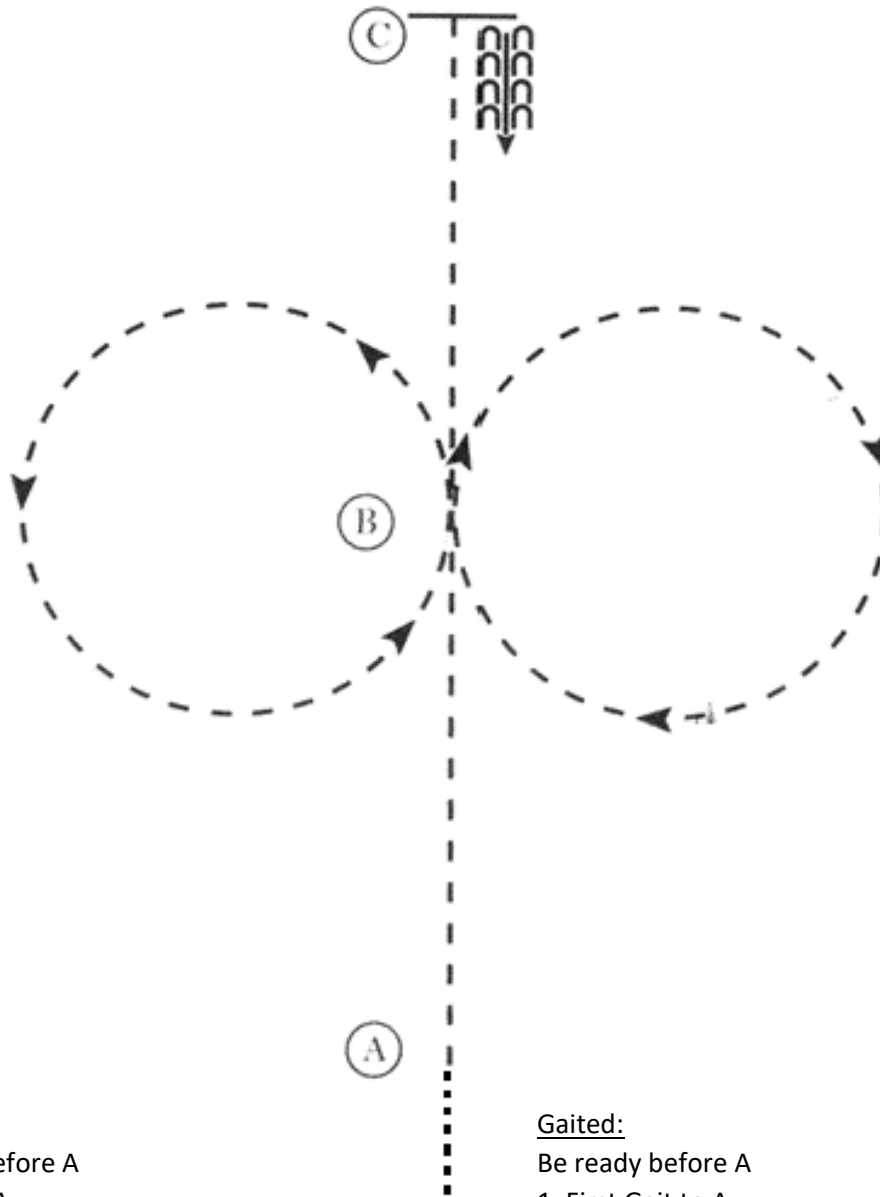
**Pattern Provided by:
Judge**

SDYHC OPEN HORSE SHOW

HORSEMANSHIP

Gaited, 11 & Under, LTD Rider, 4-H Member 8 to 13

(Classes: 76, 92, 93, 98)



Be ready before A

1. Walk to A
2. Jog A to B
3. At B perform a figure eight, beginning to the right
4. Continue the jog from B to C
5. At C stop and back 4 steps

Gaited:

Be ready before A

1. First Gait to A
2. Second Gait A to B
3. At B perform a figure eight, beginning to the right
4. Continue Second Gait from B to C
5. At C stop and back 4 steps

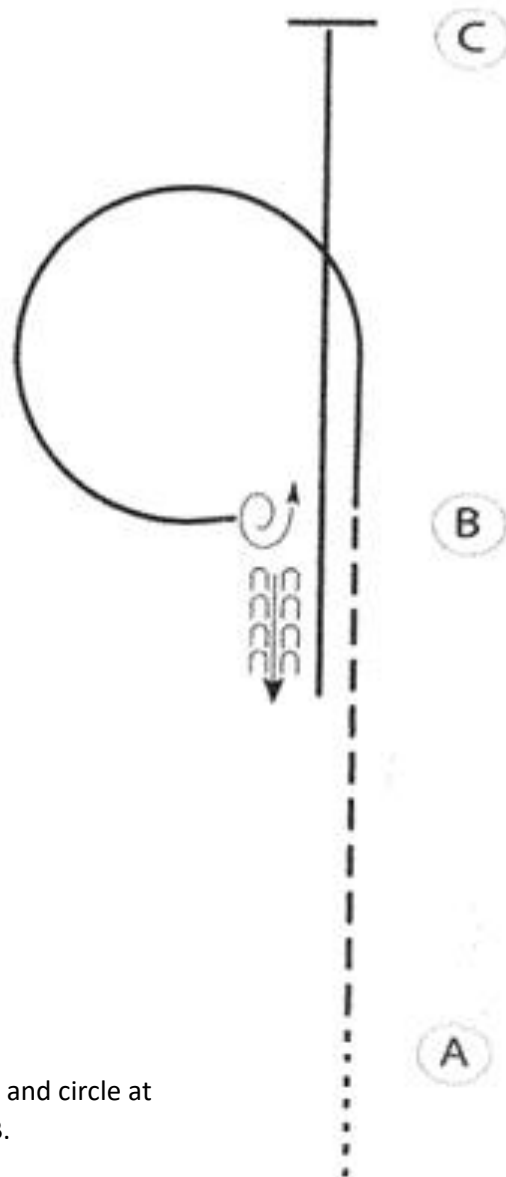
**Pattern Provided by:
Judge**

SDYHC OPEN HORSE SHOW

HORSEMANSHIP

13 & Under, 14 to 18, 19 to 49, 50 & Over, 4-H Member 14 to 18

(Classes: 94, 95, 96, 97, 99)



Be ready before A

1. Walk to A
2. Jog from A to B
3. At B, lope on the left lead and circle at B as shown. Stop facing B.
4. Turn $1 \frac{1}{4}$ turn to the left
5. Back one horse length
6. Lope on the right lead to C. Stop at C.

**Pattern Provided by:
Judge**