

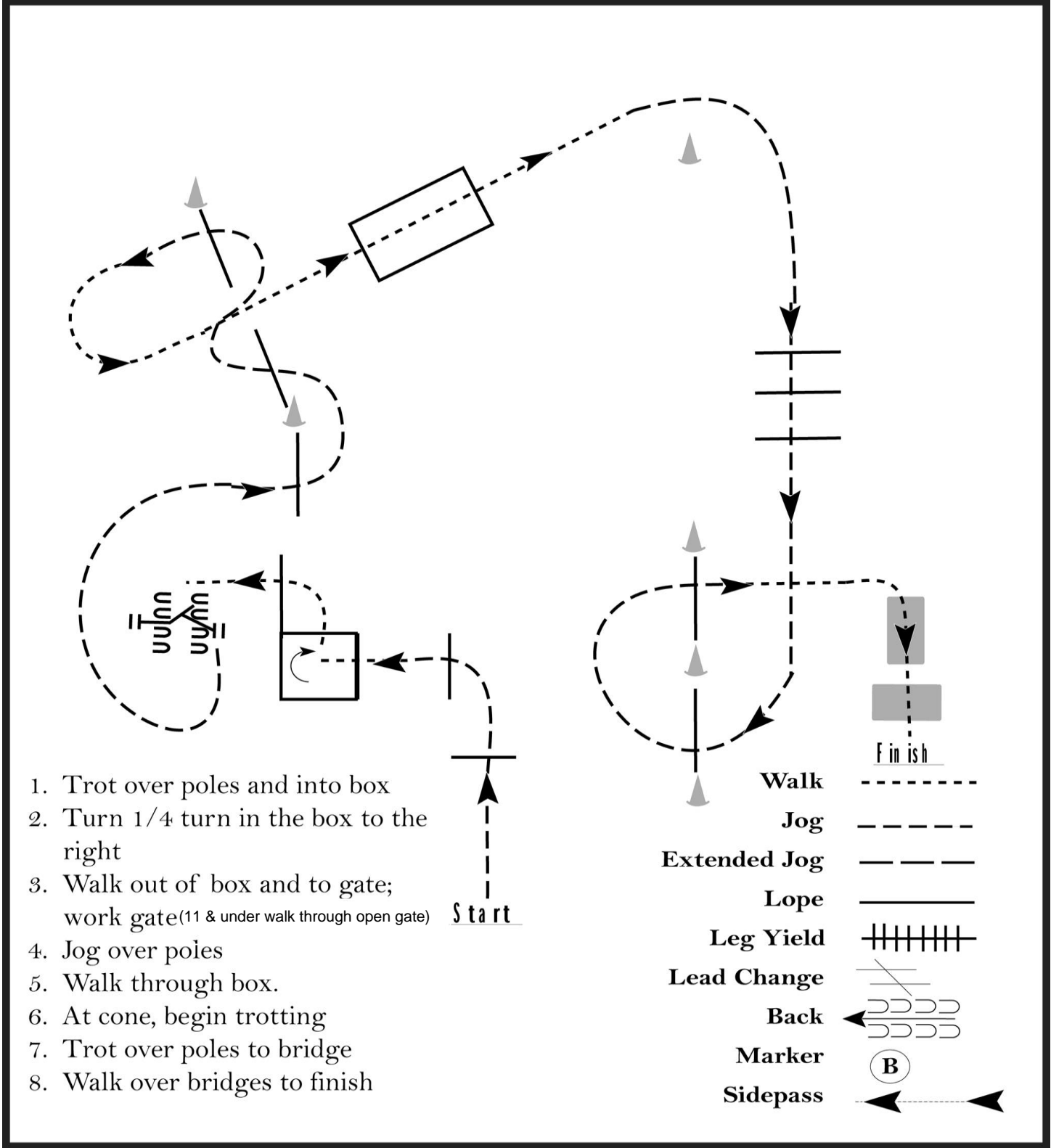
Phantasy Phun

In-Hand Trail (All In-Hand Groups) All Walk Trot Classes










Show Date: 07-24-2021

www.HorseShowPatterns.com

www.HorseShowPatterns.com



1. Trot over poles and into box
2. Turn 1/4 turn in the box to the right
3. Walk out of box and to gate; work gate(11 & under walk through open gate)
4. Jog over poles
5. Walk through box.
6. At cone, begin trotting
7. Trot over poles to bridge
8. Walk over bridges to finish

- Walk 
- Jog 
- Extended Jog 
- Lope 
- Leg Yield 
- Lead Change 
- Back 
- Marker 
- Sidepass 

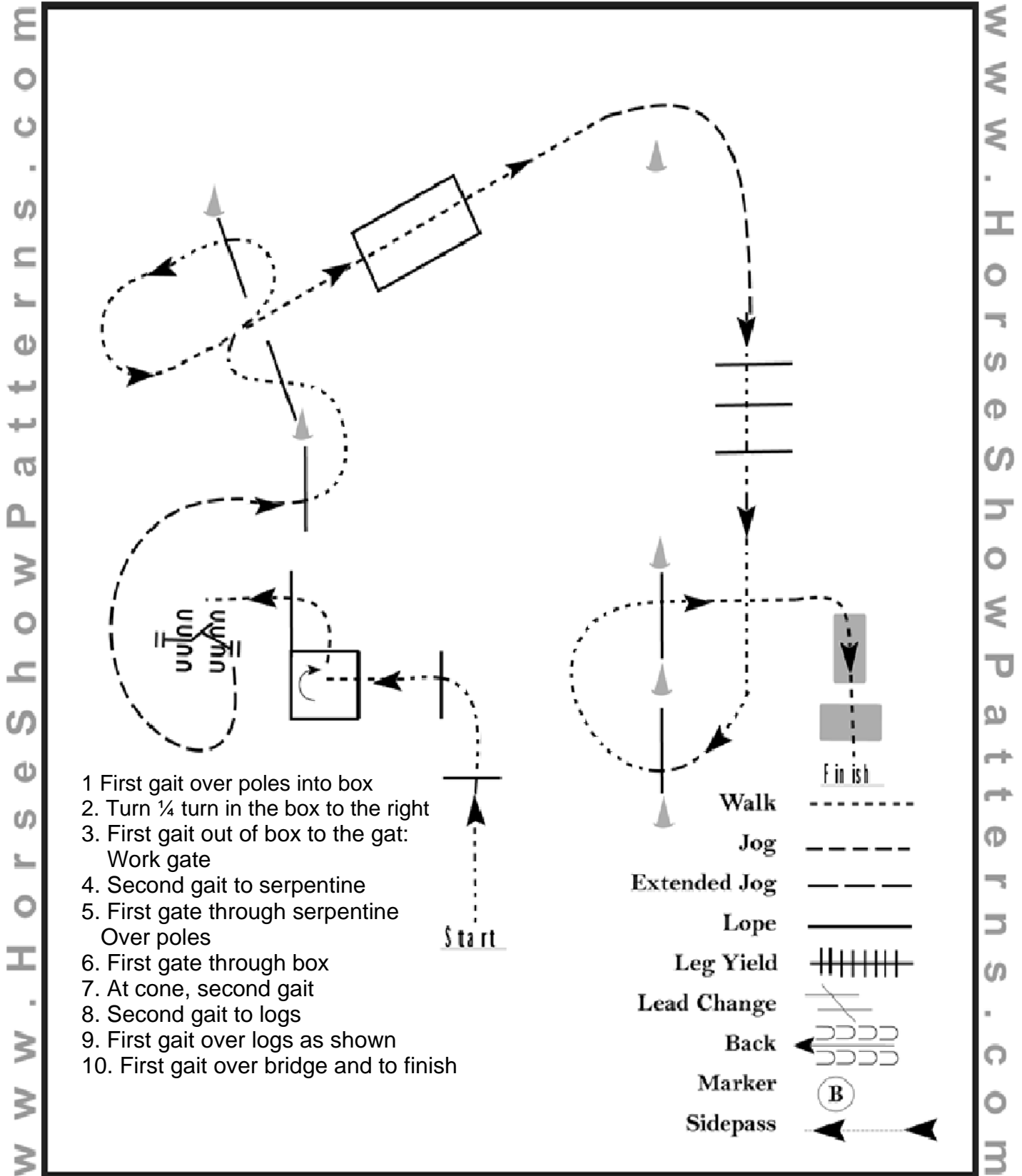
Pattern Provided by:

Penny Turner

Phantasy Phun

Gaited Trail

Show Date: 07-24-2021



1. First gait over poles into box
2. Turn ¼ turn in the box to the right
3. First gait out of box to the gat:
Work gate
4. Second gait to serpentine
5. First gate through serpentine
Over poles
6. First gate through box
7. At cone, second gait
8. Second gait to logs
9. First gait over logs as shown
10. First gait over bridge and to finish

Walk	-----
Jog	-----
Extended Jog	-----
Lope	-----
Leg Yield	
Lead Change	///
Back	←←←
Marker	(B)
Sidepass	←-----→

Pattern Provided by:
Penny Turner

www.HorseShowPatterns.com

www.HorseShowPatterns.com

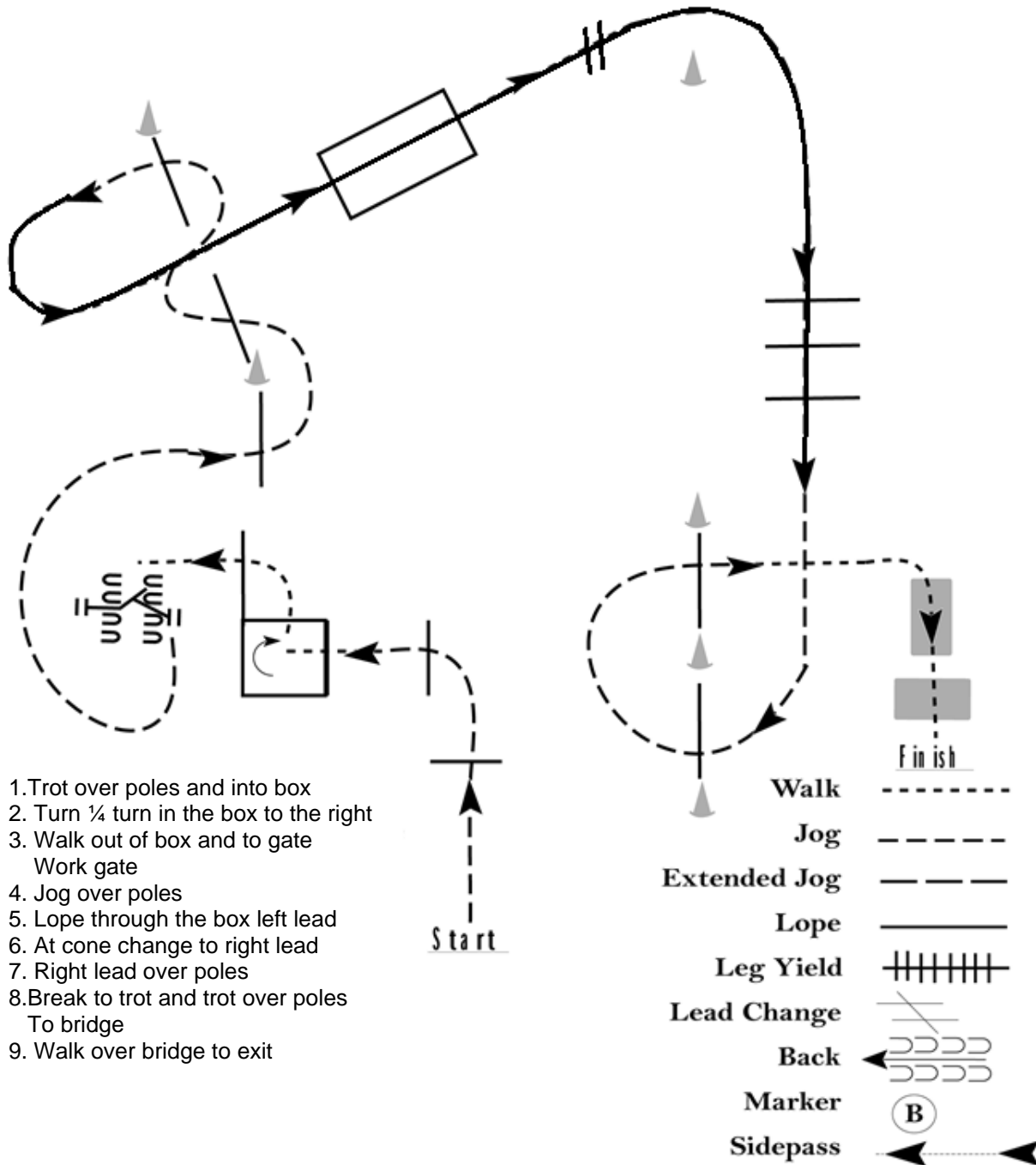
Phantasy Phun

All Loping Trail (120, 121, 122, 123, 124, 125, 128)

Show Date: 07-24-2021

www.HorseShowPatterns.com

www.HorseShowPatterns.com



Pattern Provided by:

Penny Turner