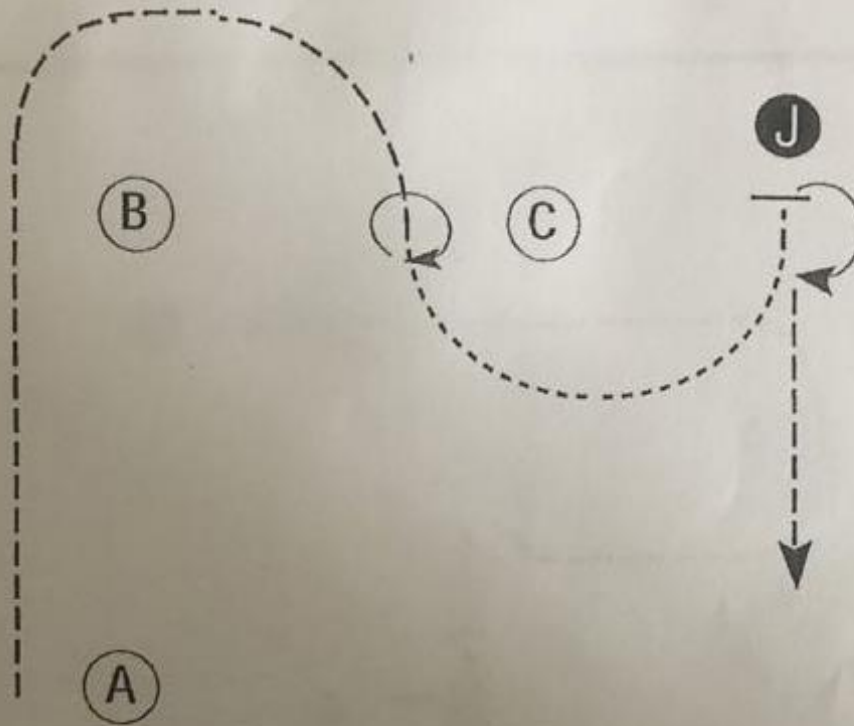


# Showmanship

11 & Under, Mini Youth, Mini/Pony 40" or Less, LTD Walk Only, Pony



Be ready at A.

1. Trot from A around B and to C.
2. Stop and perform a 360 degree turn.
3. Walk to the Judge. Stop and set up for inspection.
4. When dismissed perform a 180 degree turn and trot straight away from the Judge.

*Ltd Walk Only*

Walk	-----
Trot	- - - - -
Back	←
Marker	⊙ B
Judge	⊙ J

Showmanship  
 13 & Under, 14 to 18, 19 to 49, 50 & Over

www.HorseShowPatterns.com

Be ready at A.

1. Walk to B.
2. Perform a 180 degree turn.
3. Back approximately <sup>Two</sup> horse length.
4. Perform a 270 degree turn.
5. Trot around C and to judge.
6. Stop and set up for inspection.
7. When dismissed, perform a 90 degree turn.
8. Walk straight away from judge.

Follow the instructions of your ring steward.

www.HorseShowPatterns.com

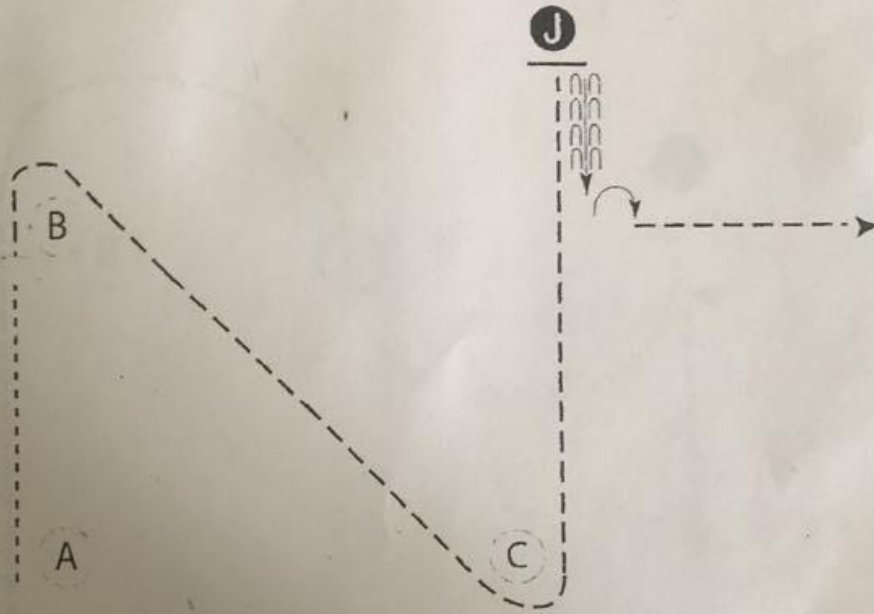
Legend:

- Walk: - - - - -
- Trot: - - - - -
- Back: ← - - - - -
- Marker: (B)
- Judge: (J)

Pattern Provided by: [SIL\_4]

Showmanship

# Mustang and Gaited



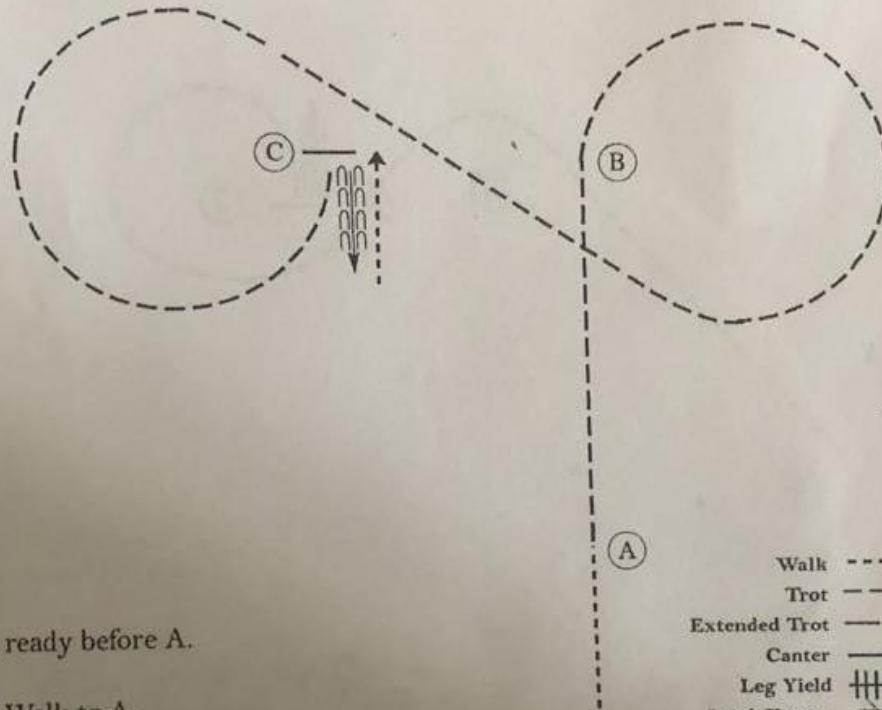
Be ready at A.

1. Walk to B.
2. Trot around B and C and straight to judge.
3. Stop and set up for inspection.
4. When dismissed, back one horse length.
5. Perform a 90 degree turn.
6. Trot straight away to finish.

Walk	-----
Trot	- - - - -
Back	← u u u u u
Marker	⊙ B
Judge	⊙ J

# English Equitation

## 11 & Under, LTD Rider, Mustang



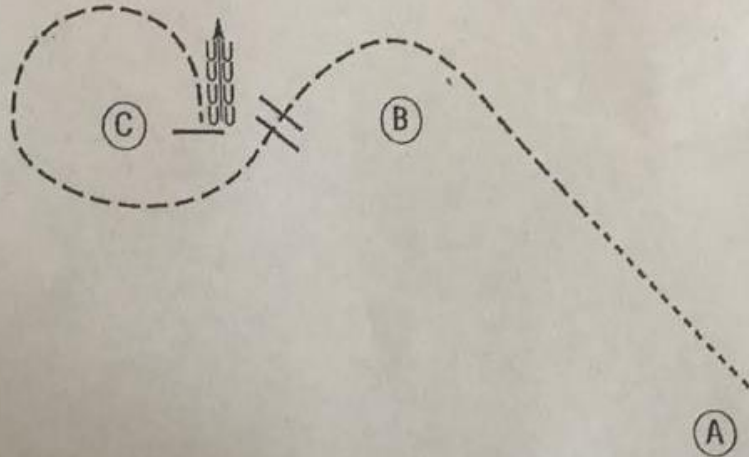
Be ready before A.

1. Walk to A.
2. Sitting trot to B.
3. At B, trot a circle to the right on the left diagonal.
4. When halfway to C, change diagonals.
5. Posting trot on the right diagonal to and around C.
6. Stop at C and back approximately one horse length.

Exit at a walk.

Follow the instructions of your ring steward.

# English Equitation Gaited



Be ready at A.

- Dog Walk to B*
1. ~~Walk halfway to B.~~ *1st Gait around B and*
  2. ~~Posting trot on the right diagonal to and around B and~~  
~~halfway to C.~~
  3. ~~Change diagonals halfway to C.~~ *2nd gait To and Around C*
  4. ~~Posting trot on the left diagonal to and around C.~~
  5. Stop at C.
  6. Back approximately one horse length.

Walk	-----
Trot	- - - - -
Extended Trot	-----
Canter	-----
Leg Yield	
Lead Change	—/—
Back	←←←←←
Marker	(B)

# English Equitation

## 50 & Over, 19 to 49, 14 to 18, 13 & Under

D

C B

A

Be ready before A.

1. Walk to A.
2. Canter on the right lead to B.
3. Posting trot a circle to the right on the left diagonal.
4. When even with B, canter on the left lead to C.
5. At C, posting trot a circle to the left on the right diagonal.
6. Sitting trot from C to D.
7. Stop at D and back approximately one horse length.

Exit at a sitting trot.  
Follow the instructions of your ring steward.

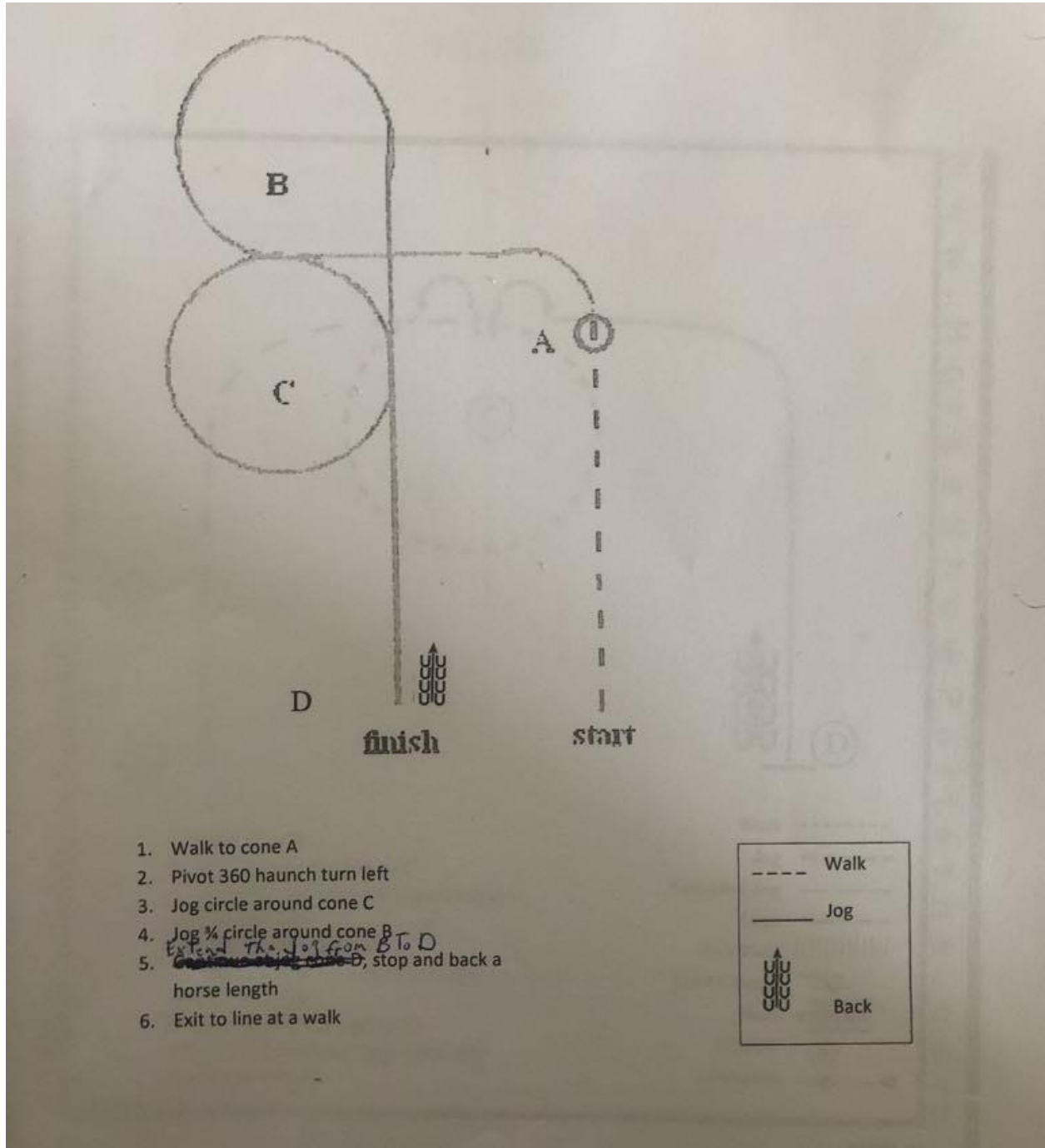
Walk	-----
Trot	- - - - -
Extended Trot	-----
Canter	-----
Leg Yield	
Lead Change	
Back	←←←←←
Marker	B
Sidepass	▲▲
Hand Gallop	-----

[HSE/2-41]

**Pattern Provided by:**  
**HorseShowsRUs**

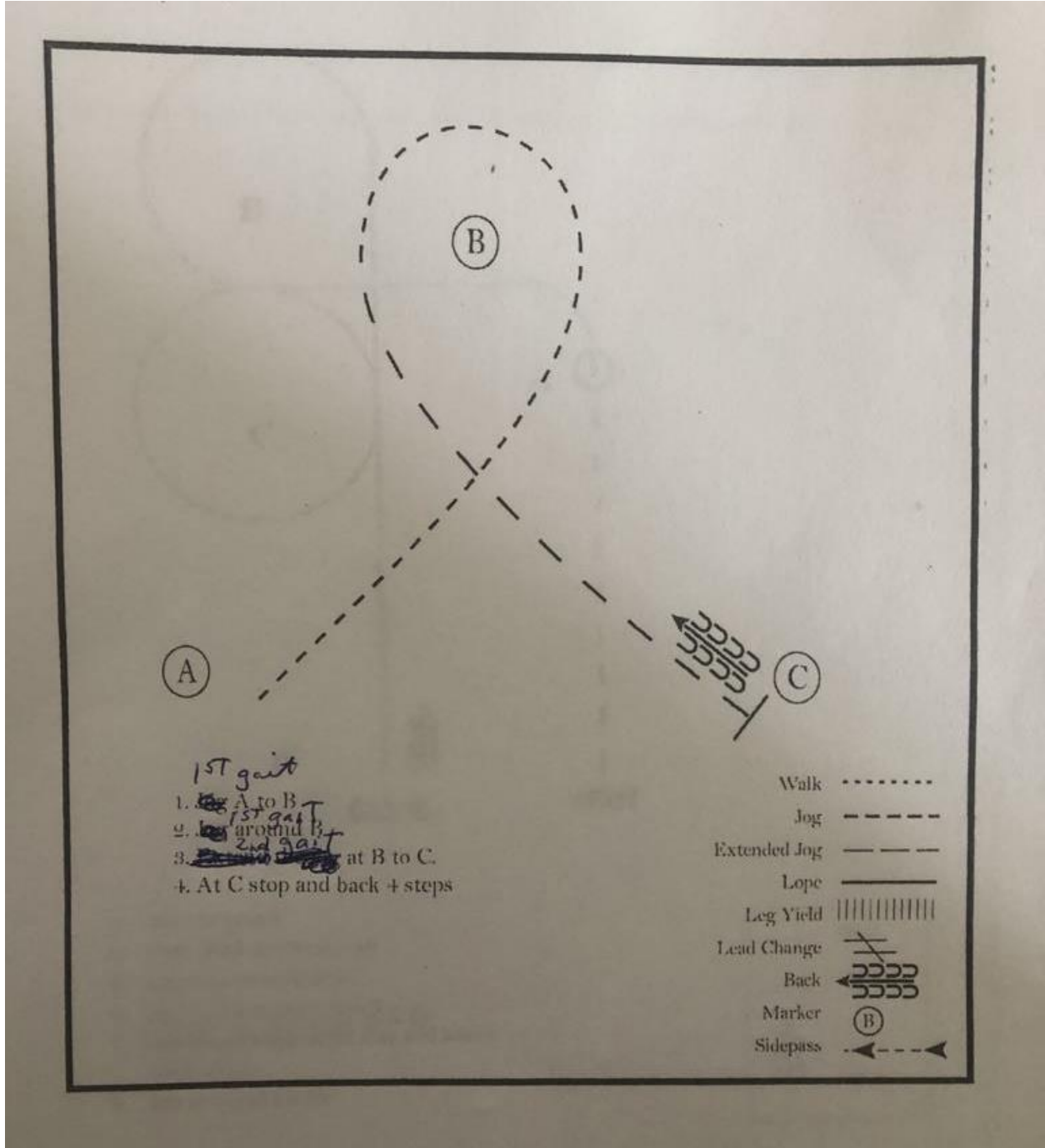
©2018 Horse Shows Patterns, Inc. All Rights Reserved

# Western Horsemanship 11 & Under, LTD Rider, Mustang



1. Walk to cone A
2. Pivot 360 haunch turn left
3. Jog circle around cone C
4. Jog 1/4 circle around cone B
5. ~~Extend the jog from B to D~~ Extend the jog from B to D, stop and back a horse length
6. Exit to line at a walk

# Western Horsemanship Gaited





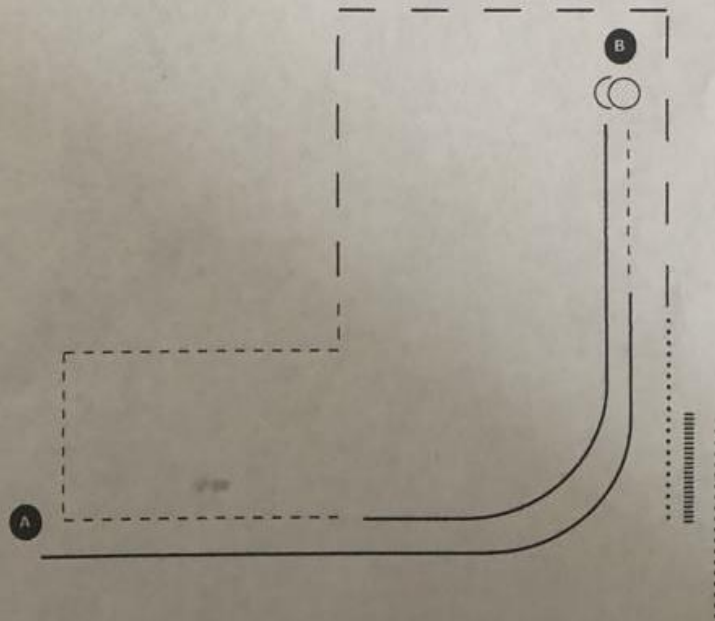
# Western Horsemanship

## 50 & Over, 19 to 49

### Western Horsemanship

#### Instructions

1. Start at A. Lope, left lead.
2. Jog.
3. Stop, execute 1 turn left and 1/2 turn right on the haunches.
4. Lope, right lead.
5. Jog.
6. Extended jog around B.
7. Walk, stop, back, walk to exit.



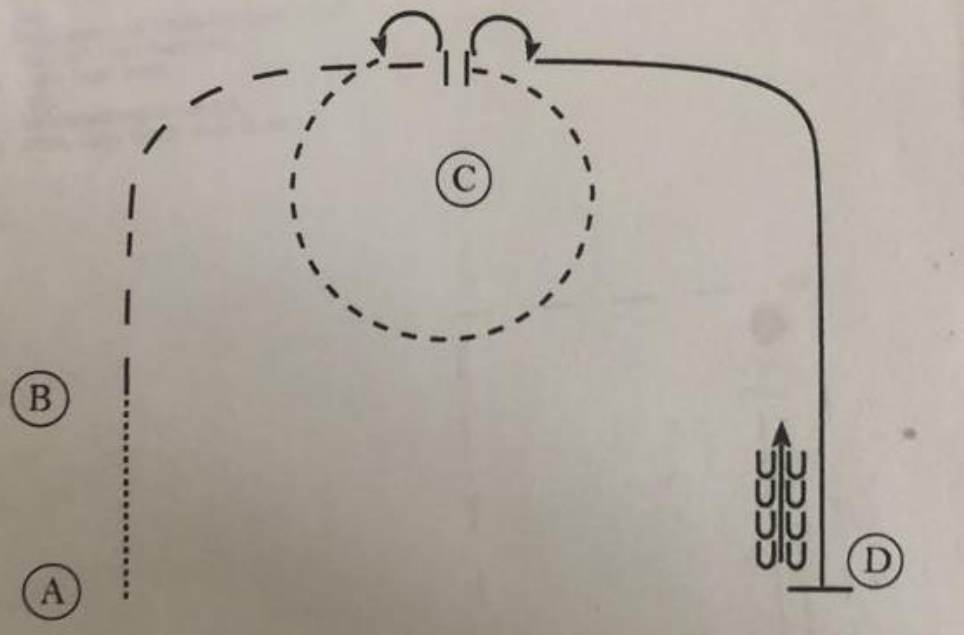
Walk ..... Jog - - - - Ext. Jog - - - -  
Lope ——— Back |||||

# Western Horsemanship

## 14 to 18, 13 & Under

www.HorseShowPatterns.com

www.HorseShowPatterns.com



1. Walk A to B
2. At B Extend the jog to C
3. Stop at C and perform a 180 degree turn to the left
4. Jog a circle around C
5. Stop at C and perform a 180 degree turn to the right
6. Lope on the left lead to D
- 7 Stop at D and back approximately one horse length

Walk	.....
Jog	-----
Extended Jog	-----
Lope	—————
Leg Yield	
Lead Change	↗ ↘
Back	↑
Marker	⊙
Sidepass	↔