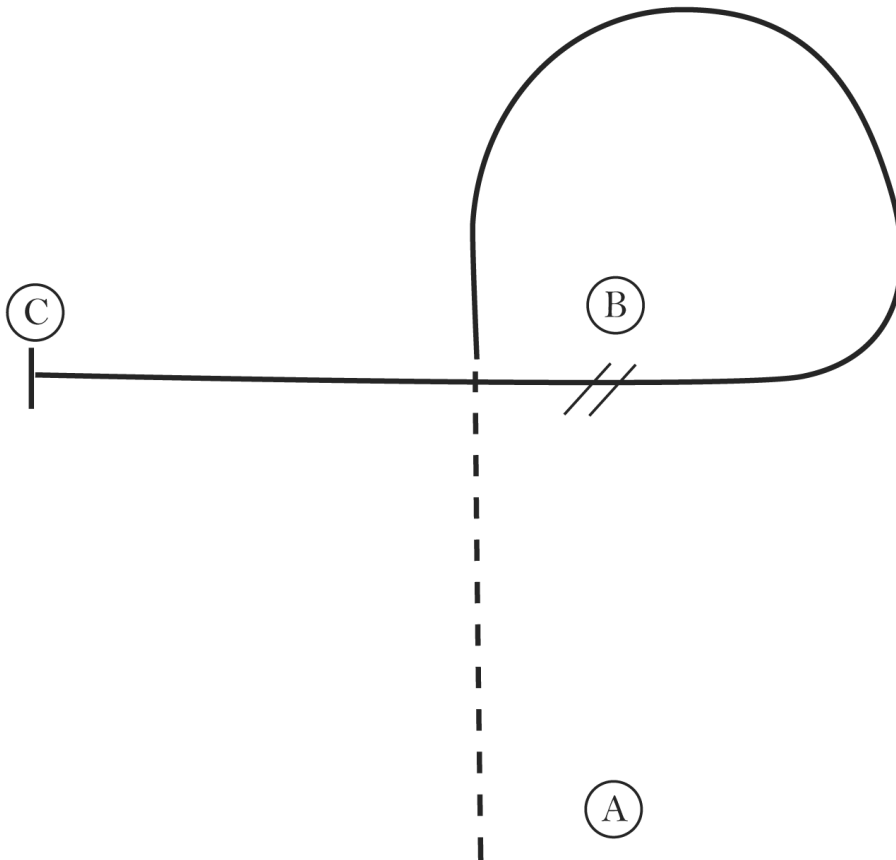


ISHSA FALL FUNDRAISER

Western Horsemanship (13 & under/14-18)

Show Date: 07-01-2017



1. Jog A to B
2. At B lope a circle around B on the right lead
3. Perform a flying lead change at B
4. Continue at the lope on the left lead to C
5. Stop at C

Walk
Jog	-----
Extended Jog	-----
Lope	—————
Leg Yield	
Lead Change	↘
Back	←←←←←
Marker	(B)
Sidepass	←←←←←

[WH/1-5]

Pattern Provided by:

Chris Ruch

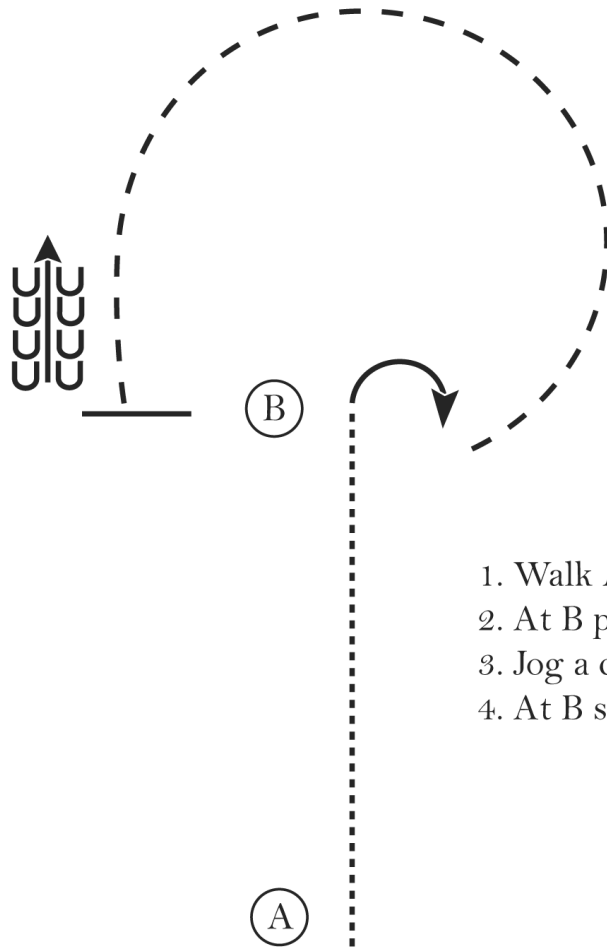
w w w . H o r s e S h o w P a t t e r n s . c o m

w w w . H o r s e S h o w P a t t e r n s . c o m

ISHSA FALL FUNDRAISER

Western Horsemanship (Walk-Trot/2 Gaited)

Show Date: 07-01-2017



1. Walk A to B
2. At B perform a 90 degree turn to the right
3. Jog a circle around B
4. At B stop and back 4 steps

Walk
Jog	-----
Extended Jog	-----
Lope	—————
Leg Yield	
Lead Change	↘
Back	←←←←
Marker	(B)
Sidepass	←←←←

[WH/WT-7]

Pattern Provided by:

Chris Ruch

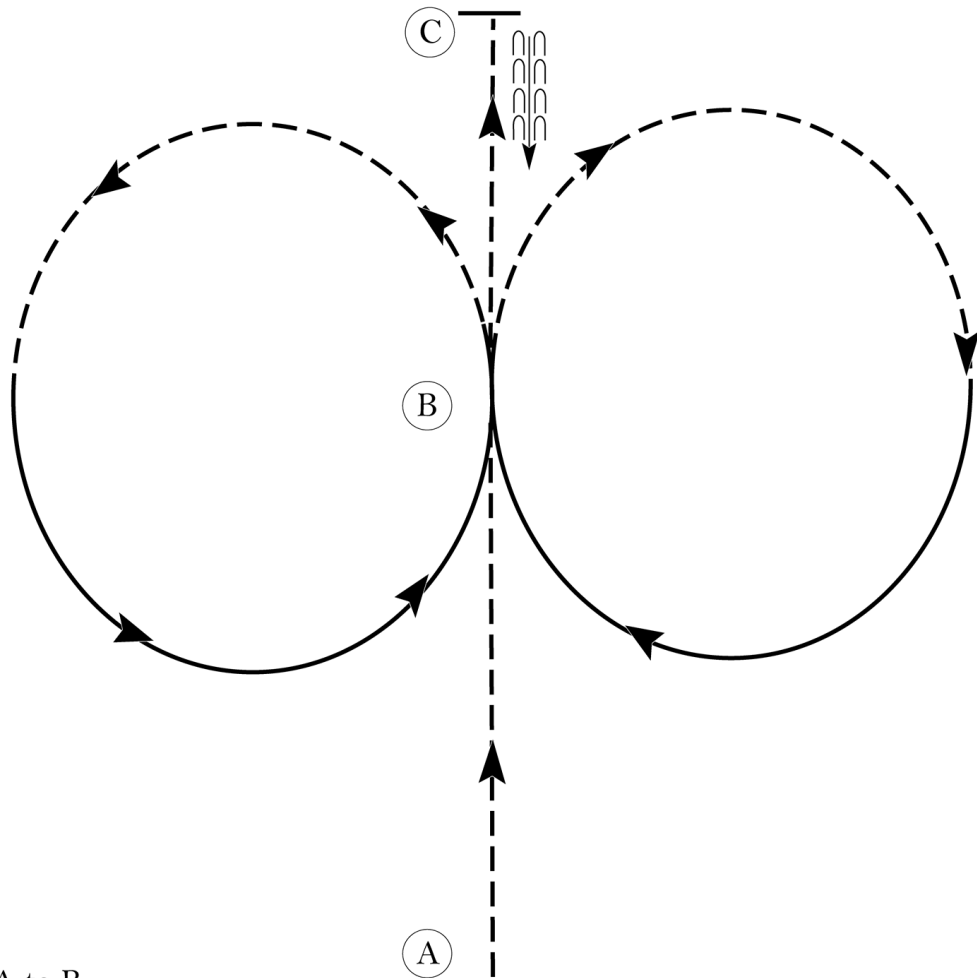
ISHSA FALL FUNDRAISER

Hunt Seat Equitation (19-49/50 & Over)

Show Date: 07-01-2017

w w w . H o r s e S h o w P a t t e r n s . c o m

w w w . H o r s e S h o w P a t t e r n s . c o m



1. Sitting trot A to B
2. At B posting trot on the left diagonal in a half circle.
3. Canter on the right lead back to B. .
4. Posting trot on the right diagonal in a half circle.
5. Canter on the left lead back to B.
6. Sitting trot to C.
7. Stop at C and back approximately one horse length.

Exit at a sitting trot.

Walk	-----
Trot	- - - - -
Extended Trot	— — — — —
Canter	—————
Leg Yield	
Lead Change	— / —
Back	← ← ← ← ←
Marker	⊙ B
Sidepass	← — — — — ←
Hand Gallop	— — — — —

[HSE/2-21]

Pattern Provided by:

Chris Ruch

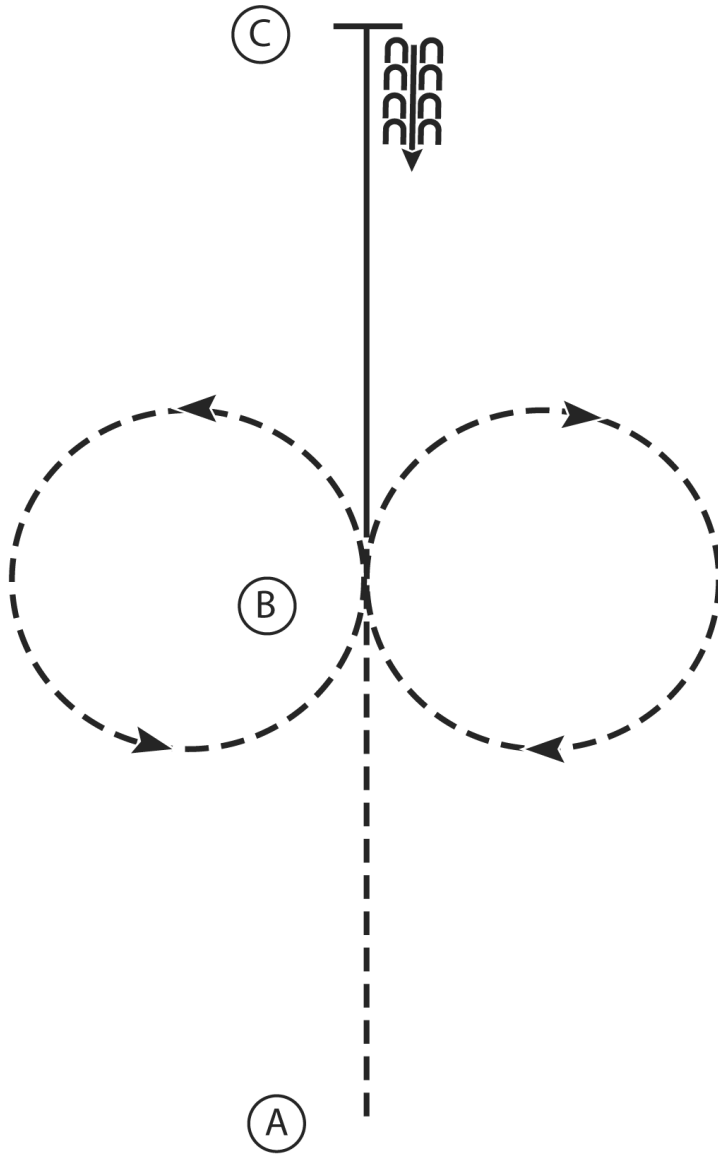
ISHSA FALL FUNDRAISER

Hunt Seat Equitation (13 & under/14-18)

Show Date: 07-01-2017

w w w . H o r s e S h o w P a t t e r n s . c o m

w w w . H o r s e S h o w P a t t e r n s . c o m



1. Sitting trot A to B
2. At B posting trot circle to the right
3. At B posting trot circle to the left
4. At B canter on the left lead to C
5. At C stop and back 4 steps

Walk
Trot	- - - - -
Extended Trot	- - - - -
Canter	—————
Leg Yield	
Lead Change	— / —
Back	← C C C C
Marker	(B)
Sidepass	← - - - - →

[HSE/1-6]

Pattern Provided by:

Chris Ruch

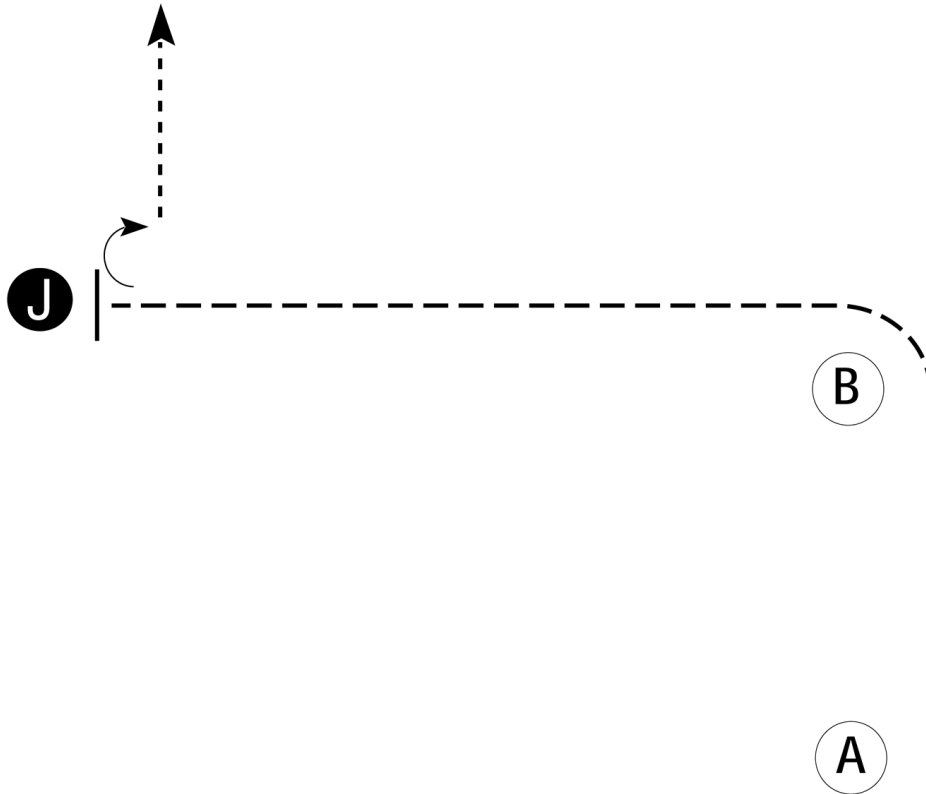
ISHSA FALL FUNDRAISER

Showmanship (Miniature/11 & under/13 & under)

Show Date: 07-01-2017

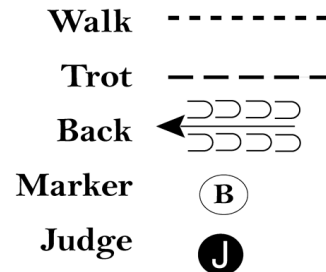
w w w . H o r s e S h o w P a t t e r n s . c o m

w w w . H o r s e S h o w P a t t e r n s . c o m



Be ready at A.

1. Walk from A to B.
2. At B, trot to judge.
3. Stop and set up for inspection.
4. When dismissed, turn 90 degrees and walk away from judge.
5. Follow the instructions of your ring steward.



[S/WT-11]

Pattern Provided by:

Chris Ruch

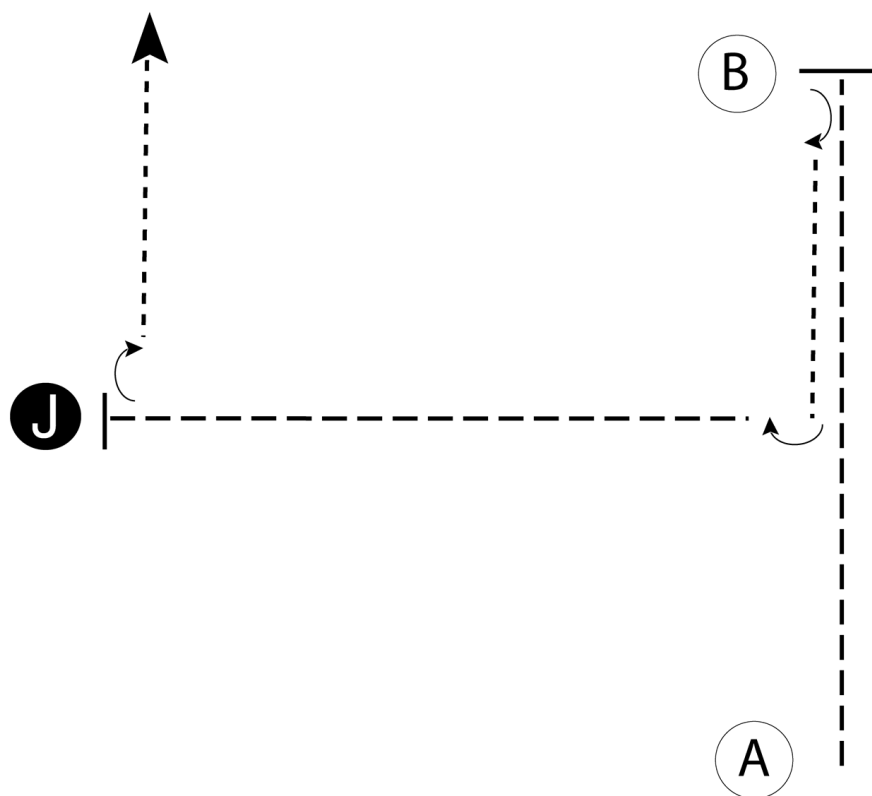
ISHSA FALL FUNDRAISER

Showmanship (14-18/19-49/50 & over)

Show Date: 07-01-2017

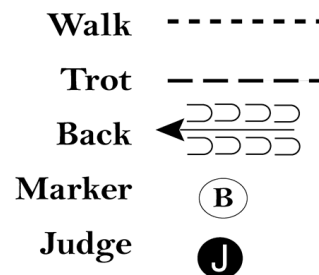
w w w . H o r s e S h o w P a t t e r n s . c o m

w w w . H o r s e S h o w P a t t e r n s . c o m



Be ready at A.

1. Trot to B.
2. Stop at B.
3. Perform a 180 degree turn.
4. Walk until even with judge. Perform a 90 degree turn.
5. Trot to judge.
6. Stop and set up for inspection.
7. When dismissed, perform a 90 degree turn.
8. Walk straight away from judge.



Follow the instructions of your ring steward.

[S/1-45]

Pattern Provided by:

Chris Ruch

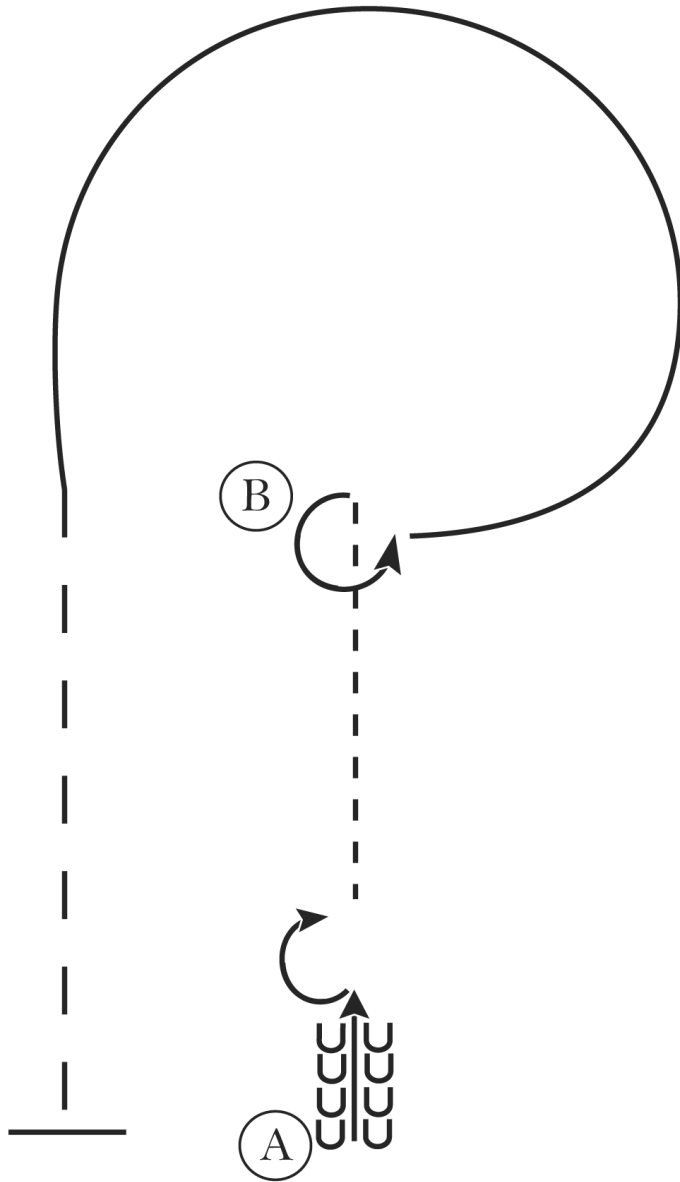
ISHSA FALL FUNDRAISER

Western Horsemanship (19-49/50 & Over)

Show Date: 07-01-2017

www.HorseShowPatterns.com

www.HorseShowPatterns.com



1. Back 4 steps at A.
2. Perform a 180 degree turn to the right.
3. Jog to B.
4. At B perform a 270 degree turn to the left .
5. Lope a circle around B on the left lead.
6. At B extend the jog to A.
7. At A stop.

Walk
Jog	-----
Extended Jog	-----
Lope	—————
Leg Yield	
Lead Change	—/—
Back	←←← ←←←
Marker	(B)
Sidepass	←←←

[WH/2-8]

Pattern Provided by:

Chris Ruch

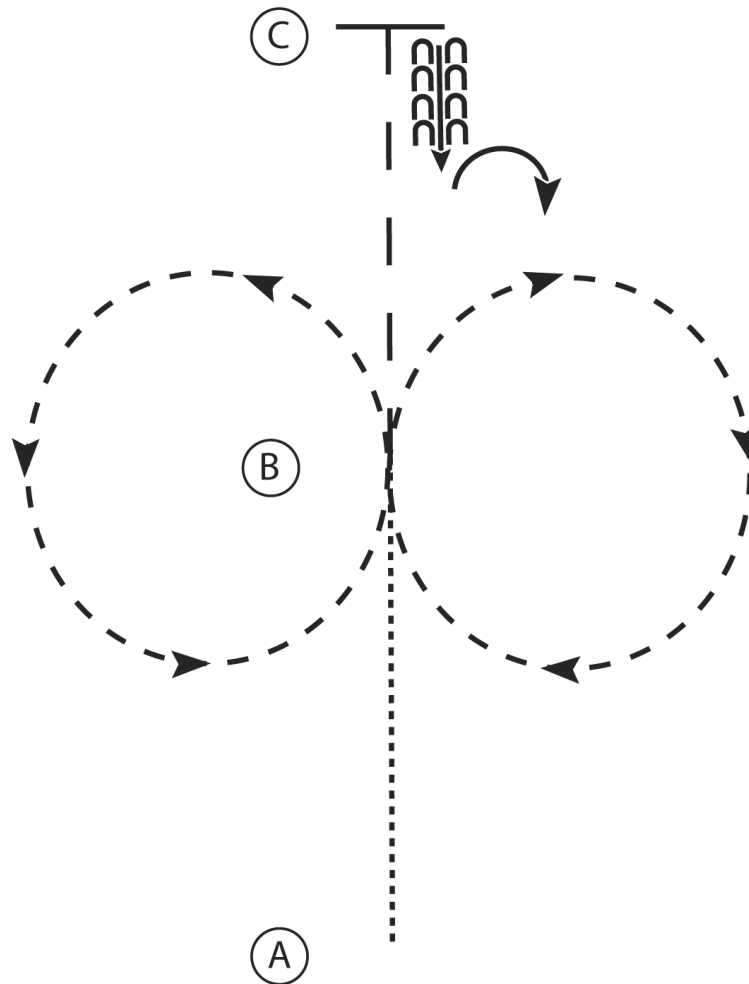
ISHSA FALL FUNDRAISER

Hunt Seat Equitation (Walk-Trot/2 Gaited)

Show Date: 07-01-2017

w w w . H o r s e S h o w P a t t e r n s . c o m

w w w . H o r s e S h o w P a t t e r n s . c o m



1. Walk A to B
2. Sitting trot circle to the right
3. Posting trot circle to the left
4. At B extend the trot to C
5. Stop at C and back 4 steps
6. Perform a 90 degree turn to the right

Walk
Trot	-----
Extended Trot	-----
Canter	—————
Leg Yield	
Lead Change	↘
Back	←←←←
Marker	(B)
Sidepass	←-----→

[HSE/WT-1]

Pattern Provided by:

Chris Ruch