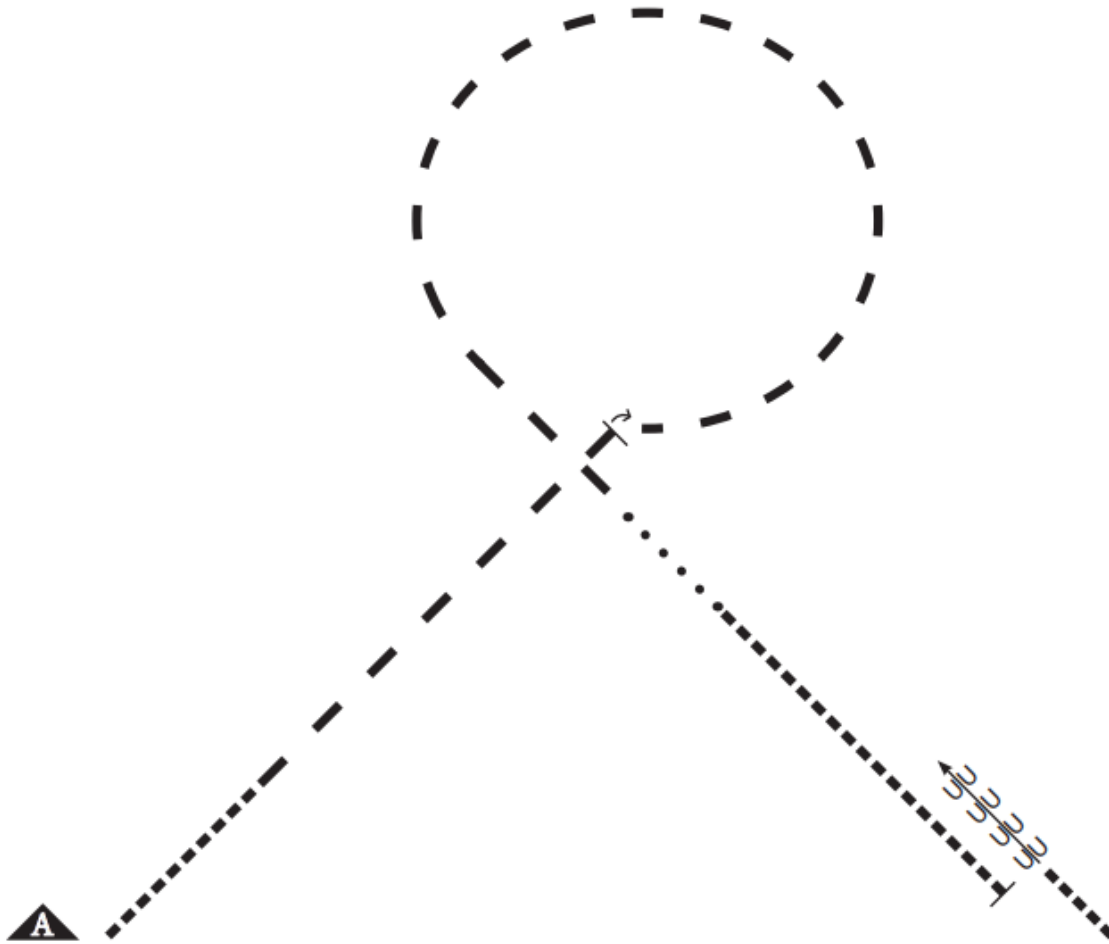


# ISHSA FALL DOUBLE POINT

ENGLISH EQUITATION  
ISHSA: All Walk Trot, Gaited  
AQHA: All L1 Walk Trot

September 24<sup>th</sup>, 2022



1. Start at A. Sitting trot.
2. Posting trot left diagonal to middle of pattern.
3. Stop. Approximately 90° turn right on forehand.
4. Posting trot right diagonal circle.
5. Walk approximately five steps.
6. Sitting trot.
7. When even with A stop and back.
8. Exit at sitting trot.

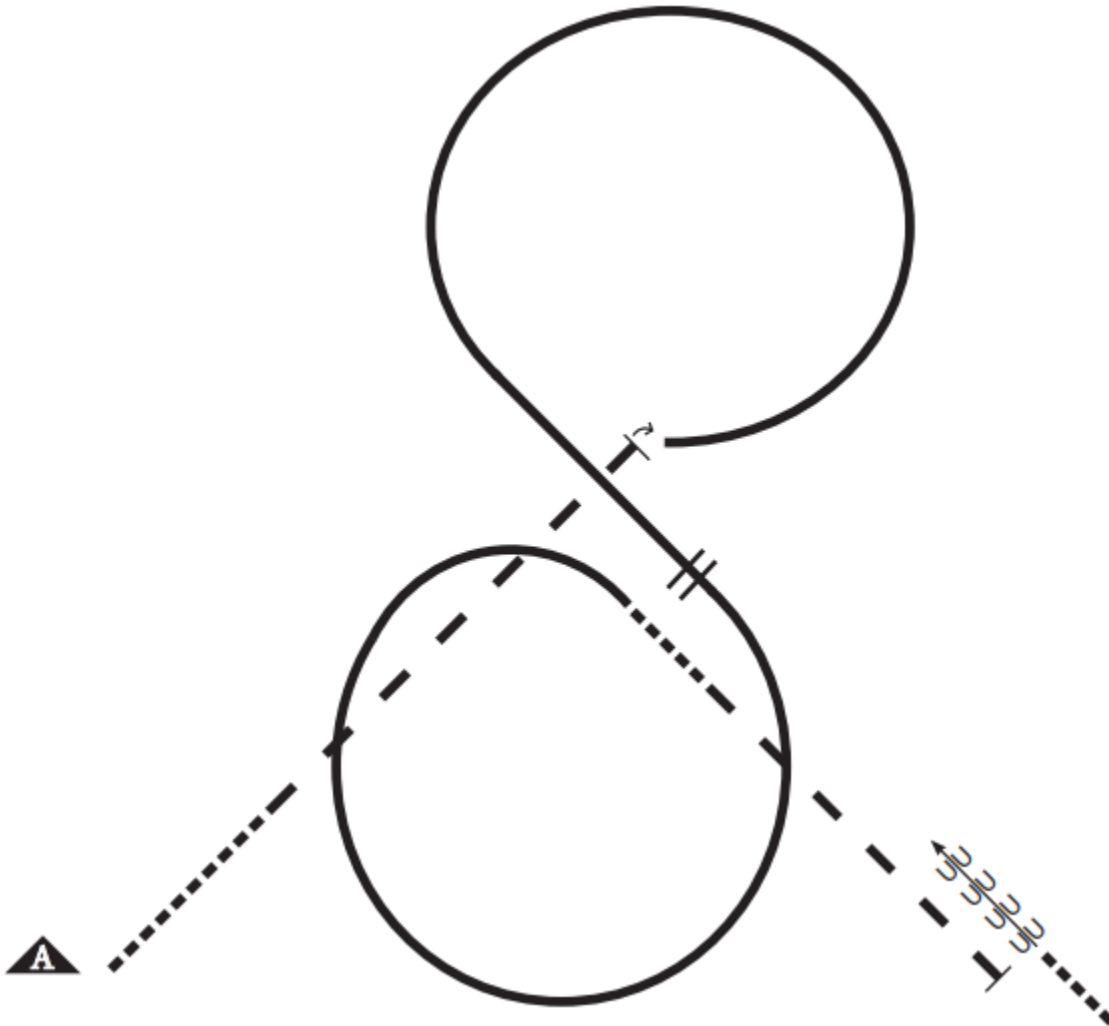
## Gaited:

1. Start at A. Second Gait.
2. Second Gait to middle of pattern
3. Stop. Approximately 90° turn right on forehand.
4. Second Gait circle.
5. First Gait five steps.
6. Second Gait.
7. When even with A stop and back.
8. Exit at Second Gait.

**Pattern Provided by:  
Show Management**

# ISHSA FALL DOUBLE POINT

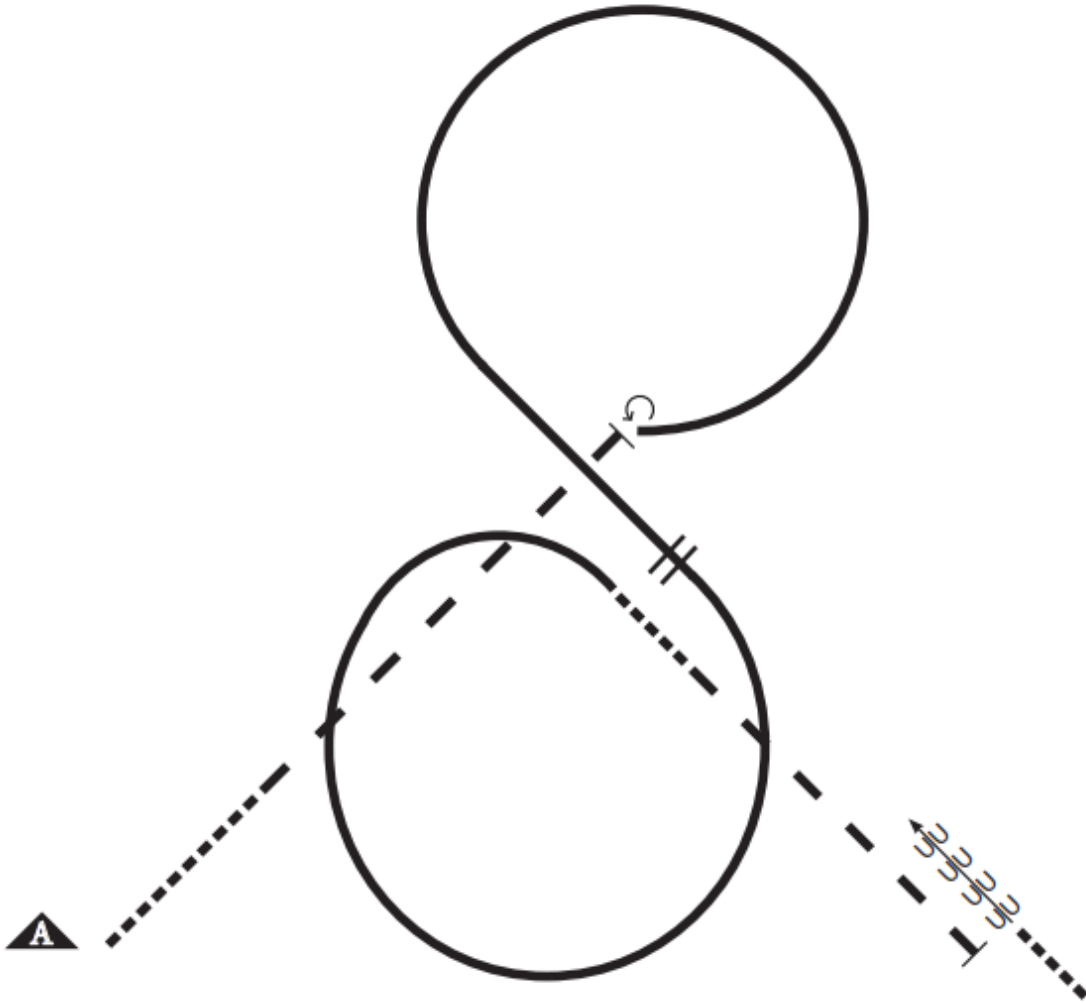
ENGLISH EQUITATION  
ISHSA:13 & Under, 14 to 18  
AQHA: L1 Youth, L1 Amateur  
*September 24<sup>th</sup>, 2022*



1. Start at A. Sitting trot.
2. Posting trot left diagonal to middle of pattern.
3. Stop. 90° turn right on forehand.
4. Canter left lead circle.
5. Change leads.
6. Canter right lead 3/4 circle.
7. At top of circle walk for approximately two horse lengths.
8. Posting trot right diagonal.
9. When even with A stop and back.
10. Exit at sitting trot.

**Pattern Provided by:  
Show Management**

**ISHSA FALL DOUBLE POINT**  
**ENGLISH EQUITATION**  
**ISHSA: 19 to 49, 50 & Over**  
**AQHA: 13 & Under, 14 to 18, Amateur, Select**  
*September 24<sup>th</sup>, 2022*



1. Start at A. Sitting trot.
2. Posting trot left diagonal to middle of pattern.
3. Stop. 270° turn left on forehand.
4. Canter left lead circle.
5. Change leads.
6. Canter right lead 3/4 circle.
7. At top of circle walk for approximately two horse lengths.
8. Posting trot right diagonal.
9. When even with A stop and back.
10. Exit at sitting trot

**Pattern Provided by:**  
**Show Management**